


**QUARTERLY REPORT of CAPE WINELANDS DISTRICT
MUNICIPALITY**



CAPE WINELANDS DISTRICT
MUNICIPALITY • MUNISIPALITEIT • UMASIPALA

JUNE 2017

**Annexure A /
Bylaag A**

**FINANCIAL REPORT of CAPE WINELANDS DISTRICT
MUNICIPALITY 2016/2017**



CAPE WINELANDS DISTRICT
MUNICIPALITY • MUNISIPALITEIT • UMASIPALA

JUNE 2017

QUALITY CERTIFICATE

I, **Michael Mgajo**, the municipal manager of **Cape Winelands District Municipality**, hereby certify that the –

Quarterly report as per section 52(d) on the implementation of the budget and financial state of affairs of the municipality;

for the quarter ending **30 June 2017** has been prepared in accordance with the Local Government: Municipal Finance Management Act, Act no. 56 of 2003 including all Regulations made under the Act.

Michael Mgajo
Municipal Manager of Cape Winelands District Municipality

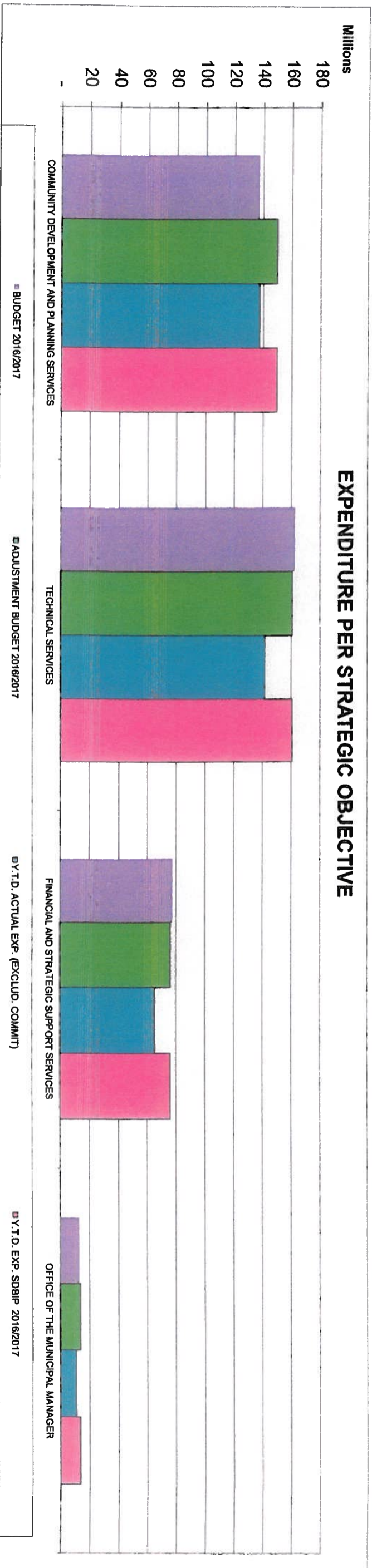
Signature 

Date 30/7/2017

EXPENDITURE REPORT PER STRATEGIC OBJECTIVE JUNE 2017

STRATEGIC OBJECTIVE	BUDGET 2016/2017	ADJUSTMENT BUDGET 2016/2017	ACTUAL Q1 EXP. (EXCLUD. COMMIT)	ACTUAL Q2 EXP. (EXCLUD. COMMIT)	ACTUAL Q3 EXP. (EXCLUD. COMMIT)	ACTUAL Q4 EXPEN. (EXCLUD. COMMIT)	COMMITTED Q4	Y.T.D. ACTUAL EXP. (EXCLUD. COMMIT)	EXPENDITURE YTD	Y.T.D. EXP. SDBIP 2016/2017	% AVAIL.	% SPEN
COMMUNITY DEVELOPMENT AND PLANNING SERVICES	136 942 090	149 577 240	25 643 802	35 928 686	42 139 967	33 706 799	-	137 419 264	137 419 264	149 577 240	8%	92
TECHNICAL SERVICES	162 242 000	160 603 239	23 464 538	41 035 696	44 683 475	32 431 637	-	141 625 346	141 625 346	160 603 239	12%	88
FINANCIAL AND STRATEGIC SUPPORT SERVICES	77 453 000	75 928 990	12 388 623	19 588 748	12 350 531	20 786 782	-	65 124 684	65 124 684	75 928 990	14%	86
OFFICE OF THE MUNICIPAL MANAGER	12 843 000	13 586 528	3 157 037	2 667 738	2 649 962	2 350 140	-	10 824 877	10 824 877	13 586 528	20%	80
	389 480 090	389 695 997	64 653 999	99 230 868	101 833 934	89 275 359	-	354 994 160	354 994 160	389 695 997	1-1%	89

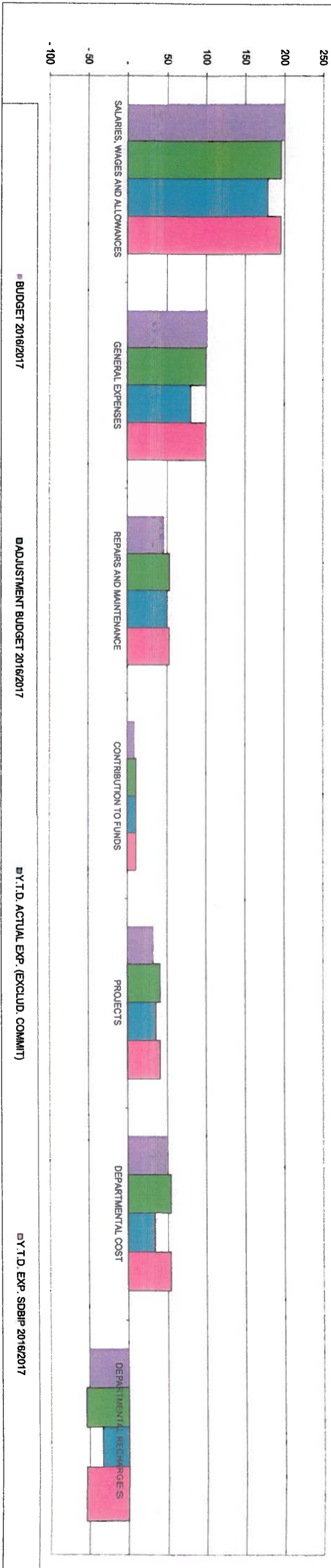
EXPENDITURE PER STRATEGIC OBJECTIVE



EXPENDITURE PER CATEGORY JUNE 2017

EXPENDITURE CATEGORY	BUDGET 2016/2017	ADJUSTMENT BUDGET 2016/2017	ACTUAL Q1 EXP. (EXCLUD. COMMIT)	ACTUAL Q2 EXP. (EXCLUD. COMMIT)	ACTUAL Q3 EXP. (EXCLUD. COMMIT)	ACTUAL Q4 EXPEN. (EXCLUD. COMMIT)	COMMITTED Q4	Y.T.D. ACTUAL EXP. (EXCLUD. COMMIT)	EXPENDITURE YTD	Y.T.D. EXP. SDBIP 2016/2017	% AVAIL.	% SPEI
SALARIES, WAGES AND ALLOWANCES	199 797 000	195 227 011	40 673 347	53 573 647	42 507 538	41 786 672	-	178 541 203	178 541 203	195 227 011	9%	91
GENERAL EXPENSES	101 741 000	99 863 496	12 382 479	19 007 796	30 253 969	18 729 104	-	80 373 349	80 373 349	99 863 496	20%	80
REPAIRS AND MAINTENANCE	45 744 000	53 049 600	5 359 891	14 475 825	19 308 072	10 948 499	-	50 082 277	50 082 277	53 049 600	6%	94
CONTRIBUTION TO FUNDS	9 313 000	10 617 800	-	5 003 820	2 943 906	2 760 489	-	10 708 185	10 708 185	10 617 800	-1%	101
PROJECTS	32 885 090	40 938 090	6 238 292	7 169 780	6 820 449	15 050 624	-	35 279 146	35 279 146	40 938 090	14%	88
DEPARTMENTAL COST	49 237 000	54 090 810	9 494 890	5 993 241	12 970 206	4 987 799	-	33 446 135	33 446 135	54 090 810	38%	62
DEPARTMENTAL RECHARGES	-49 237 000	-54 090 810	-9 494 890	-5 993 241	-12 970 206	-4 987 799	-	-33 446 135	-33 446 135	-54 090 810	38%	62
	399 480 090	399 895 997	64 653 999	99 230 868	101 833 934	89 275 359	-	354 994 160	354 994 160	399 895 997	11%	81

EXPENDITURE PER CATEGORY

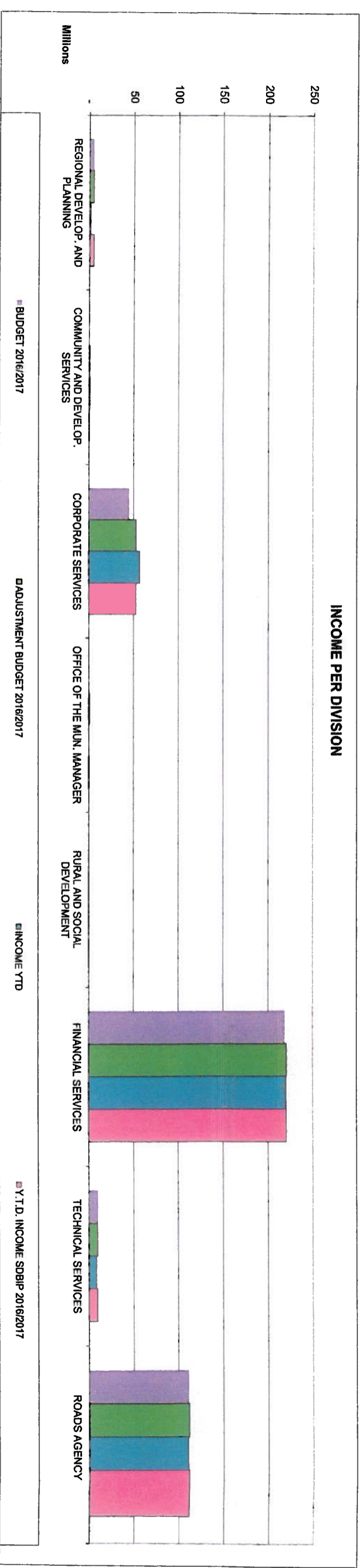


INCOME REPORT PER DIVISION JUNE 2017

STRATEGIC OBJECTIVE	BUDGET 2016/2017	ADJUSTMENT BUDGET 2016/2017	ACTUAL Q1 INCOME	ACTUAL Q2 INCOME	ACTUAL Q3 INCOME	ACTUAL Q4 INCOME	INCOME YTD	Y.T.D. INCOME SDBIP 2016/2017	% RECEIVE
REGIONAL DEVELOP. AND PLANNING	4 790 000	4 823 955	1 094 999	38 341	17 544	8 772	1 159 655	4 823 955	24%
COMMUNITY AND DEVELOP. SERVICES	428 000	430 000	-137 157	310 744	440 538	538 119	1 152 244	430 000	268% A
CORPORATE SERVICES	44 698 090	52 532 000	2 906 659	6 702 373	18 522 711	28 369 288	56 491 031	52 532 000	108%
OFFICE OF THE MUN. MANAGER	-	328 178	-	-	-	-	-	328 178	0%
RURAL AND SOCIAL DEVELOPMENT	75 000	117 504	75 000	-	-	-	75 000	117 504	64%
FINANCIAL SERVICES	218 300 000	220 237 140	93 340 602	73 652 894	51 676 755	1 248 027	219 918 278	220 237 140	100%
TECHNICAL SERVICES	10 042 000	9 502 220	440 141	3 448 849	4 561 630	-112 765	8 337 856	9 502 220	88% B
ROADS AGENCY	111 147 000	111 725 000	12 916 814	28 925 062	34 298 980	34 340 026	110 480 882	111 725 000	99%
	389 480 090	399 695 997	110 637 058	113 078 262	109 518 158	64 381 488	397 614 946	399 695 997	99%

A. During Q1 incorrect levies of fire accounts for SANRAL and Transnet with regard to the previous financial year were reversed.
 B. During Q4 a portion of the contribution received for the upgrading of the rural roads (De Novo) was paid back.

INCOME PER DIVISION



DETAILED EXPENDITURE AND INCOME REPORT PER DIVISION JUNE 2017

	BUDGET 2016/2017	ADJUSTMENT BUDGET 2016/2017	ACTUAL Q1 EXPEN. (EXCLUD. COMMIT)	ACTUAL Q2 EXPEN. (EXCLUD. COMMIT)	ACTUAL Q3 EXPEN. (EXCLUD. COMMIT)	ACTUAL Q4 EXPEN. (EXCLUD. COMMIT)	COMMITTED Q4	Y.T.D. ACTUAL EXPEN. (INCLUD. COMMIT)	Y.T.D. EXPEN. SDBIP 2016/2017	% AVAIL. / OUTS.	% SPENT / RECEIVED
REGIONAL DEVELOPMENT AND PLANNING											
SALARIES AND WAGES	7 648 000	7 270 300	1 628 903	1 918 250	1 671 492	1 646 692	-	6 865 327	7 270 300	5,67%	94,43%
GENERAL EXPENSES	6 029 000	5 528 130	771 515	666 741	1 059 135	819 690	-	3 317 081	5 528 130	40,00%	60,00%
CONTRIBUTION TO FUNDS AND PROVISIONS	44 000	50 400	-	25 030	12 221	12 357	-	49 608	50 400	1,57%	98,43%
DEPARTMENTAL CHARGES	1 040 000	1 002 990	142 625	208 219	148 253	186 068	-	665 165	1 002 990	31,69%	68,31%
PROJECTS	5 510 090	6 582 090	925 914	1 916 317	1 405 384	1 927 215	-	6 174 830	6 582 090	6,19%	93,81%
TOTAL EXPENDITURE	20 271 090	20 433 910	3 468 958	4 734 557	4 286 484	4 592 012	-	17 092 011	20 433 910	16,35%	83,65%
GENERAL INCOME	-391 000	-391 000	-	-4 386	-17 544	-8 772	-	-30 702	-391 000	92,15%	7,85%
CONTRIBUTIONS RECEIVED	-4 399 000	-4 432 955	-1 094 999	-33 955	-	-	-	-1 128 954	-4 432 955	74,53%	25,47%
TOTAL INCOME	-4 790 000	-4 823 955	-1 094 999	-38 341	-17 544	-8 772	-	-1 159 655	-4 823 955	75,96%	24,04%
CORPORATE SERVICES											
SALARIES AND WAGES	40 747 000	40 388 930	6 832 303	7 944 717	7 230 468	7 511 476	-	29 518 963	40 388 930	26,91%	73,09%
GENERAL EXPENSES	31 740 000	28 641 130	4 129 353	7 911 808	4 290 385	9 469 882	-	25 801 429	28 641 130	9,91%	90,09%
REPAIRS AND MAINTENANCE	1 467 000	1 322 500	93 784	264 224	524 654	518 159	-	1 400 821	1 322 500	-5,92%	105,92%
CONTRIBUTION TO FUNDS AND PROVISIONS	3 693 000	4 554 300	-	2 183 985	1 069 672	1 081 005	-	4 334 662	4 554 300	4,82%	95,18%
DEPARTMENTAL CHARGES	12 187 000	10 899 620	4 486 922	-913 658	1 604 650	1 732 268	-	6 910 181	10 899 620	36,60%	63,40%
DEPARTMENTAL RECOVERIES	-36 435 000	-35 588 610	-8 234 049	-3 433 915	-7 510 850	-4 657 362	-	-23 836 176	-35 588 610	33,02%	66,98%
TOTAL EXPENDITURE	53 399 000	50 217 870	7 308 313	13 957 161	7 208 978	15 655 428	-	44 129 880	50 217 870	12,12%	87,88%
GENERAL INCOME	-40 585 090	-48 382 000	-2 906 659	-6 702 373	-14 392 711	-28 359 288	-	-52 361 031	-48 382 000	-8,22%	108,22%
CONTRIBUTIONS RECEIVED	-4 113 000	-4 150 000	-	-	-4 130 000	-	-	-	-4 150 000	100,00%	0,00%
TOTAL INCOME	-44 698 090	-52 532 000	-2 906 659	-6 702 373	-18 522 711	-28 359 288	-	-52 361 031	-52 532 000	0,33%	99,67%

OFFICE OF THE MUNICIPAL MANAGER

	BUDGET 2016/2017	ADJUSTMENT BUDGET 2016/2017	ACTUAL Q1 EXPEN. (EXCLUD. COMMIT)	ACTUAL Q2 EXPEN. (EXCLUD. COMMIT)	ACTUAL Q3 EXPEN. (EXCLUD. COMMIT)	ACTUAL Q4 EXPEN. (EXCLUD. COMMIT)	COMMITTED Q4	Y.T.D. ACTUAL EXPEN. (INCLUD. COMMIT)	Y.T.D. EXPEN. SDBIP 2016/2017	% AVAIL. / OUTS.	% SPENT / RECEIVED
SALARIES AND WAGES	7 229 000	7 741 810	1 713 056	1 945 681	1 450 871	1 439 892	-	6 549 501	7 741 810	15.40%	84.60%
GENERAL EXPENSES	3 251 000	3 381 188	1 118 708	227 435	228 373	1 119 706	-	2 694 222	3 381 188	20.32%	79.68%
CONTRIBUTION TO FUNDS AND PROVISIONS	77 000	74 500	-	36 617	17 897	19 505	-	74 020	74 500	0.64%	99.36%
DEPARTMENTAL CHARGES	2 286 000	2 389 030	325 272	458 005	952 820	-228 963	-	1 507 134	2 389 030	36.91%	63.09%
TOTAL EXPENDITURE	12 843 000	13 586 528	3 157 037	2 667 738	2 649 962	2 350 140	-	10 824 877	13 586 528	20.33%	79.67%
CONTRIBUTIONS RECEIVED	-	-328 178	-	-	-	-	-	-	-328 178	100.00%	0.00%
TOTAL INCOME	-	-328 178	-	-	-	-	-	-	-328 178	100.00%	0.00%

COMMUNITY AND DEVELOPMENTAL SERVICES

SALARIES AND WAGES	63 082 000	59 999 281	13 166 254	16 266 010	14 851 585	15 153 753	-	59 436 602	59 999 281	0.94%	99.06%
GENERAL EXPENSES	22 286 000	30 736 555	2 007 167	5 197 913	16 410 030	3 560 618	-	27 175 728	30 736 555	11.58%	88.42%
REPAIRS AND MAINTENANCE	952 000	220 000	11 882	448 169	-386 231	35 254	-	109 073	220 000	50.42%	49.58%
CONTRIBUTION TO FUNDS AND PROVISIONS	3 149 000	2 867 000	-	1 307 929	744 048	724 970	-	2 776 947	2 867 000	3.14%	96.86%
DEPARTMENTAL CHARGES	7 134 000	8 067 120	1 118 973	1 622 999	2 048 825	1 302 007	-	6 092 803	8 067 120	24.47%	75.53%
PROJECTS	2 813 000	3 063 000	77 000	487 362	757 708	1 018 188	-	2 340 259	3 063 000	23.60%	76.40%
TOTAL EXPENDITURE	99 416 000	104 952 956	16 380 276	25 330 382	34 425 965	21 794 790	-	97 831 413	104 952 956	6.69%	93.31%
GENERAL INCOME	-428 000	-430 000	137 157	-310 744	-440 538	-538 119	-	-1 152 244	-430 000	-167.96%	267.96% A.
TOTAL INCOME	-428 000	-430 000	137 157	-310 744	-440 538	-538 119	-	-1 152 244	-430 000	-167.96%	267.96%

A. During Q1 incorrect levies of fire accounts for SANRAL and Transnet with regard to the previous financial year were reversed.

RURAL AND SOCIAL DEVELOPMENT

SALARIES AND WAGES	5 456 000	5 133 470	1 155 125	1 360 432	1 115 451	1 162 025	-	4 793 034	5 133 470	6.63%	93.37%
GENERAL EXPENSES	1 191 000	431 514	59 433	96 583	99 595	3 502	-	258 112	431 514	40.18%	59.82%
CONTRIBUTION TO FUNDS AND PROVISIONS	34 000	25 000	-	11 836	7 214	6 398	-	25 447	25 000	-1.79%	101.79%
DEPARTMENTAL CHARGES	2 575 000	2 521 390	297 817	417 053	352 214	417 722	-	1 484 806	2 521 390	41.11%	58.89%
PROJECTS	7 999 000	16 079 000	4 282 193	3 978 844	1 843 043	5 730 351	-	15 834 431	16 079 000	1.52%	98.48%
TOTAL EXPENDITURE	17 255 000	24 190 374	5 794 567	5 863 747	3 417 517	7 319 897	-	22 395 830	24 190 374	7.42%	92.58%
CONTRIBUTIONS RECEIVED	-75 000	-117 504	-75 000	-	-	-	-	-75 000	-117 504	36.17%	63.83%
TOTAL INCOME	-75 000	-117 504	-75 000	-	-	-	-	-75 000	-117 504	36.17%	63.83%

	BUDGET 2016/2017	ADJUSTMENT BUDGET 2016/2017	ACTUAL Q1 EXPEN. (EXCLUD. COMMIT)	ACTUAL Q2 EXPEN. (EXCLUD. COMMIT)	ACTUAL Q3 EXPEN. (EXCLUD. COMMIT)	ACTUAL Q4 EXPEN. (EXCLUD. COMMIT)	COMMITTED Q4	Y.T.D. ACTUAL EXPEN. (INCLUD. COMMIT)	Y.T.D. EXPEN. SDBIP 2016/2017	% AVAIL. / OUTS.	% SPENT / RECEIVED
FINANCIAL SERVICES											
SALARIES AND WAGES	17 779 000	17 544 880	3 950 367	4 496 233	3 951 444	4 108 559	-	16 506 603	17 544 880	5.92%	94.08%
GENERAL EXPENSES	2 747 000	4 479 590	640 572	363 838	651 903	408 143	-	2 064 456	4 479 590	53.91%	46.09%
CONTRIBUTION TO FUNDS AND PROVISIONS	190 000	201 600	-	100 174	49 949	56 636	-	206 759	201 600	-2.56%	102.56%
DEPARTMENTAL CHARGES	3 338 000	3 485 050	489 371	661 342	488 278	558 016	-	2 217 007	3 485 050	36.39%	63.61%
DEPARTMENTAL RECOVERIES	-	-	-	-	-21	-	-	-21	-	0.00%	0.00%
TOTAL EXPENDITURE	24 054 000	25 711 120	5 080 310	5 641 587	5 141 553	5 131 555	-	20 994 804	25 711 120	18.34%	81.66%
GENERAL INCOME	-150 000	-150 800	-61 593	-29 902	-208 755	-80 540	-	-380 791	-150 800	-152.51%	252.51%
CONTRIBUTIONS RECEIVED	-218 150 000	-220 086 340	-93 279 009	-73 622 991	-51 488 000	-1 167 487	-	-219 537 487	-220 086 340	0.25%	99.75%
TOTAL INCOME	-218 300 000	-220 237 140	-93 340 602	-73 652 894	-51 676 755	-1 248 027	-	-219 918 278	-220 237 140	0.14%	99.86%
TECHNICAL SERVICES											
SALARIES AND WAGES	10 165 000	11 345 010	2 416 393	2 749 752	2 513 312	2 969 185	-	10 648 642	11 345 010	6.14%	93.86%
GENERAL EXPENSES	20 958 000	14 082 389	1 663 671	2 157 649	4 195 822	-	-	8 017 142	14 082 389	43.07%	56.93%
REPAIRS AND MAINTENANCE	4 559 000	5 784 000	1 342 747	1 212 933	843 163	841 410	-	4 240 253	5 784 000	26.69%	73.31%
CONTRIBUTION TO FUNDS AND PROVISIONS	1 819 000	2 505 000	-	1 168 900	951 049	768 458	-	2 888 407	2 505 000	-15.31%	115.31%
DEPARTMENTAL CHARGES	1 864 000	7 096 710	526 555	390 348	3 458 660	-908 539	-	3 467 024	7 096 710	51.15%	48.85%
DEPARTMENTAL RECOVERIES	-4 833 000	-6 116 200	-939 985	-1 630 164	-1 146 041	-1 226 871	-	-4 943 061	-6 116 200	19.18%	80.82%
PROJECTS	16 563 000	15 214 000	953 185	787 257	2 814 314	6 374 870	-	10 929 626	15 214 000	28.16%	71.84%
TOTAL EXPENDITURE	51 095 000	49 910 909	5 962 566	6 836 676	13 630 280	8 618 511	-	35 248 033	49 910 909	29.38%	70.62%
GENERAL INCOME	-136 000	-136 000	-26 542	-32 093	-24 591	-27 268	-	-110 494	-136 000	18.75%	81.25%
CONTRIBUTIONS RECEIVED	-9 906 000	-9 366 220	-413 599	-3 416 756	-4 537 039	140 033	-	-8 227 361	-9 366 220	12.16%	87.84%
TOTAL INCOME	-10 042 000	-9 502 220	-440 141	-3 448 849	-4 561 630	112 765	-	-8 337 856	-9 502 220	12.25%	87.75%

B. During Q4 a portion of the contribution received for the upgrading of the rural roads (De Novo) was paid back.

	BUDGET 2016/2017	ADJUSTMENT BUDGET 2016/2017	ACTUAL Q1 EXPEN. (EXCLUD. COMMIT)	ACTUAL Q2 EXPEN. (EXCLUD. COMMIT)	ACTUAL Q3 EXPEN. (EXCLUD. COMMIT)	ACTUAL Q4 EXPEN. (EXCLUD. COMMIT)	COMMITTED Q4	Y.T.D. ACTUAL EXPEN. (INCLUD. COMMIT)	Y.T.D EXPEN. SDBIP 2016/2017	% AVAIL. / OUTS.	% SPENT / RECEIVED
ROADS AGENCY											
SALARIES AND WAGES	47 691 000	45 803 330	9 811 944	16 892 571	9 722 915	7 795 100	-	44 222 530	45 803 330	3.45%	96.55%
GENERAL EXPENSES	13 539 000	12 583 000	1 992 060	2 386 829	3 318 726	3 347 563	-	11 045 179	12 583 000	12.22%	87.78%
REPAIRS AND MAINTENANCE	38 766 000	45 723 100	3 911 469	12 550 499	18 326 487	9 553 676	-	44 342 131	45 723 100	3.02%	96.98%
CONTRIBUTION TO FUNDS AND PROVISIONS	307 000	340 000	-	169 349	91 855	91 131	-	352 336	340 000	-3.63%	103.63%
DEPARTMENTAL CHARGES	18 813 000	18 628 900	2 107 355	3 128 934	3 916 506	1 929 220	-	11 082 015	18 628 900	40.51%	59.49%
DEPARTMENTAL RECOVERIES	-7 969 000	-12 386 000	-320 857	-929 162	-4 313 294	896 436	-	-4 666 878	-12 386 000	62.32%	37.68%
TOTAL EXPENDITURE	111 147 000	110 692 330	17 501 972	34 199 020	31 063 195	23 613 126	-	106 377 313	110 692 330	3.90%	96.10%
GENERAL INCOME	-229 000	-229 000	-16 109	-66 009	-81 355	-49 398	-	-212 870	-229 000	7.04%	92.96%
CONTRIBUTIONS RECEIVED	-110 918 000	-111 496 000	-12 900 705	-28 859 053	-34 217 625	-34 290 629	-	-110 268 012	-111 496 000	1.10%	98.90%
TOTAL INCOME	-111 147 000	-111 725 000	-12 916 814	-28 925 062	-34 298 980	-34 340 026	-	-110 480 882	-111 725 000	1.11%	98.89%

PROJECTS - JUNE 2017

	Original Budget	Adjustment Budget	Act. Exp To date	Committed Bal. To date	Total Expenditure	EXPENDITURE SDBIP	Available	% Avail.
1004 LOCAL ECONOMIC DEVELOPMENT								
1079 INVESTMENT ATTRACTION PROGRAMME	400 000	500 000	477 150	-	477 150	500 000	22 850	5%
5037 ENTREPRENURIAL SEED FUNDING	500 000	452 000	377 149	-	377 149	452 000	74 851	17%
5040 SMALL FARMER SUPPORT PROGRAMME	500 000	500 000	438 596	-	438 596	500 000	61 404	12%
5511 BUSINESS RETENTION EXPANSION PROJECT	700 000	700 000	700 000	-	700 000	700 000	-	0%
5514 MENTORSHIP PROGRAMME (US)	495 000	515 000	451 400	-	451 400	515 000	63 600	12%
	2 595 000	2 667 000	2 444 295	-	2 444 295	2 667 000	222 705	8%

- A. Project completed.
- B. Project completed; saving due to the fact that 1 beneficiary died and two have cancelled their allocation during the financial year.
- C. Project completed.
- D. Project completed.
- E. Project completed.

1103 TOURISM

5306 TOURISM TRAINING	566 000	564 090	558 883	-	558 883	564 090	5 207	1%
5307 TOURISM MONTH	100 000	100 000	61 077	-	61 077	100 000	38 923	39%
5311 EDUCATIONALS	103 000	103 000	102 500	-	102 500	103 000	500	0%
5412 LTA PROJECTS	150 000	150 000	150 000	-	150 000	150 000	-	0%
5430 SPORT TOURISM WINTER CAMPAIGN	106 090	108 000	108 000	-	108 000	108 000	-	0%
5441 TOURISM EVENTS	500 000	500 000	461 520	-	461 520	500 000	38 480	8%
	1 525 090	1 525 090	1 441 981	-	1 441 981	1 525 090	83 109	5%

- A. Project is completed. Saving is due to the SCM tender process in which the Service Provider tendered less than the budgeted amount in the tender. It is very rare that a Service Provider quotes the exact price that is budgeted for.
- B. The project is completed. Savings is due to the following reasons: (1) Drakenstein Municipality provided the Wellington Town Hall for free to the CWDM; (2) The Tourism Staff of the CWDM did all the logistics for both events and thus saved costs that would normally be paid to an external Service Provider.
- C. Project completed. Savings of R500.00 is due to a cheaper price provided by LTA for the meeting.
- D. 15 SLA's signed and payments are done; project completed.
- E. Project is completed.
- F. Project is completed. The savings exists due to the following reasons: (1) Hanepoot festival in Breedekloof was cancelled by Organisers; (2) MTB Trial Event was cancelled by Organisers.

	Original Budget	Adjustment Budget	Act. Exp To date	Committed Bal. To date	Total Expenditure	EXPENDITURE SDBIP	Available	% Avail.
1330 PROJECTS AND HOUSING								
5094 CLEARING OF ROAD RESERVES	1 400 000	1 000 000	973 166	-	973 166	1 000 000	26 834	3%
5102 INFRASTRUCTURE RURAL AREA (REN. ELECT.)								
FARMERS	2 000 000	700 000	693 968	-	693 968	700 000	6 032	1%
5155 PROVISION OF WATER TO SCHOOLS: COUNCIL	849 000	600 000	516 345	-	516 345	600 000	83 655	14%
9195 UPGRADING OF RURAL SPORT FACILITIES	2 700 000	3 300 000	2 920 617	-	2 920 617	3 300 000	379 383	11%
	6 949 000	5 600 000	5 104 096	-	5 104 096	5 600 000	495 904	9%

- A. All contracts concluded.
- B. 5 units still needs to be collected from previous financial year. Inspection are underway and payments are made as and when farmers finished installing units as per new policy.
- C. C. Weltevrede Primary , Slanghoek Primary, Petra Gedenk and Wardia Primary completed. Funds still available are unforeseen money not utilised.
- D. Clubhouse at Goudini Gymkana completed. Kromme Rhee's clubhouse under construction. Netball/Tennis court at Groenberg Primary and at Young Stars Netball Club completed. Tender for upgrading of sport field as well as sprinkler system at Hex Valley Secondary school completed. The Puma Netball Club received their netball posts. Funds not spend is for Kromme Rhee's clubhouse which will be completed before end July 2017.

	Original Budget	Adjustment Budget	Act. Exp To date	Committed Bal. To date	Total Expenditure	EXPENDITURE SDBIP	Available	% Avail.
1441 MUNICIPAL HEALTH SERVICE								
5190 GREENING	258 000	508 000	471 065	-	471 065	508 000	36 935	7%
5210 SUBSIDY: WATERSANITATION - FARMS	1 880 000	1 880 000	1 269 634	-	1 269 634	1 880 000	610 367	32%
5219 ANNUAL ENVIRONMENTAL HEALTH EDUCATION PROGRAMME	425 000	425 000	397 932	-	397 932	425 000	27 068	6%
	2 563 000	2 813 000	2 138 630	-	2 138 630	2 813 000	674 370	24%

- A. Project activities completed as per SDBIP.
- B. Work was not completed by farmers timeously and in certain instances valid Tax Clearance certificates could not be provided although the work was completed, therefore the underspending.
- C. This project has achieved its target of 60 schools and has been completed.

	Original Budget	Adjustment Budget	Act. Exp To date	Committed Bal. To date	Total Expenditure	EXPENDITURE SDBIP	Available	% Avail.
1475 SOCIAL DEVELOPMENT								
0551 SKILLS DEVELOPMENT	800 000	1 500 000	1 494 304	-	1 494 304	1 500 000	5 696	0%
1018 COMMUNITY SUPPORT PROGRAMME	700 000	700 000	697 300	-	697 300	700 000	2 700	0%
1113 YOUTH	500 000	780 000	775 771	-	775 771	780 000	4 229	1%
1115 ELDERLY	500 000	1 000 000	995 739	-	995 739	1 000 000	4 261	0%
1118 FAMILIES AND CHILDREN	900 000	1 900 000	1 875 766	-	1 875 766	1 900 000	24 234	1%
1125 WOMEN	250 000	500 000	490 192	-	490 192	500 000	9 808	2%
5203 HIV/AIDS PROJECTS	250 000	500 000	485 789	-	485 789	500 000	14 211	3%
	3 900 000	6 880 000	6 814 861	-	6 814 861	6 880 000	65 139	1%

- A. Project activities completed as per SDBIP.
- B. Project activities completed as per SDBIP.
- C. Project activities completed as per SDBIP.
- D. Project activities completed as per SDBIP.
- E. Project activities completed as per SDBIP.
- F. Project activities completed as per SDBIP.
- G. Project activities completed as per SDBIP.

Original Budget	Adjustment Budget	Act. Exp To date	Committed Bal. To date	Total Expenditure	EXPENDITURE SDBIP	Available	% Avail.
-----------------	-------------------	------------------	------------------------	-------------------	-------------------	-----------	----------

1477 RURAL DEVELOPMENT

1116 DISABLED	600 000	1 100 000	928 168	-	928 168	1 100 000	171 832	16% A
1134 SPORT AND RECREATION	3 499 000	8 099 000	8 091 402	-	8 091 402	8 099 000	7 598	0% B
	4 099 000	9 199 000	9 019 570	-	9 019 570	9 199 000	179 430	2%

A. Order of Stimulation equipment was cancelled because the Service Provider failed to deliver before the end of June 2017.
 B. Project activities completed as per SDBIP.

1521 REGIONAL PLANNING

4001 RIVER REHABILITATION	360 000	360 000	344 864	-	344 864	360 000	15 136	4% A
5140 EPWP INVASIVE ALIEN VEGETATION MANAGEMENT PROGRAMME	1 030 000	2 030 000	1 943 690	-	1 943 690	2 030 000	86 310	4% B
	1 390 000	2 390 000	2 288 554	-	2 288 554	2 390 000	101 446	4%

A. Project activities completed as per SDBIP.
 B. Project activities completed as per SDBIP.

1610 DISASTER MANAGEMENT

449 REVISION OF RISK ASSESSMENT	250 000	250 000	201 629	-	201 629	250 000	48 371	19% A
	250 000	250 000	201 629	-	201 629	250 000	48 371	19%

A. 10 Ward base Risk Assessment Workshops was held and the project has been completed.

1615 PUBLIC TRANSPORT REGULATION

5018 ROAD SAFETY EDUCATION	1 114 000	1 614 000	1 096 371	-	1 096 371	1 614 000	517 629	32% A
5179 SIDEWALKS	8 500 000	8 000 000	4 729 159	-	4 729 159	8 000 000	3 270 841	41% B
	9 614 000	9 614 000	5 825 530	-	5 825 530	9 614 000	3 788 470	39%

A. Tender could not be awarded due to the bidder not meeting all requirements; will serve before the next adjudication meeting. Tender served before the adjudication committee for the third time but there was still a technical issue that needed to be clarified with Provincial Treasury. Tender was re-advertised on 25 February 2017 with closing date 13 March 2017. Tender was in cool-off period that ended 11 April 2017. Service provider was appointed for the Transport month that took place on the 8th and 9th of June 2017. Transport Month event was held on 8 June at Stellenbosch station and on 9 of June 2017 at Bergzicht taxi rank. Project is completed.

B. Sidewalks in Paarl/Wellington and at Hugenoot and Prospect Primary completed. Contractor experienced cashflow problems at Robertson sidewalk project and will continue in new financial year.

GRAND TOTAL	32 885 090	40 938 090	35 279 146	-	35 279 146	40 938 090	5 658 944	14%
--------------------	-------------------	-------------------	-------------------	---	-------------------	-------------------	------------------	------------

CAPITAL EXPENDITURE - JUNE 2017

DESCRIPTION	DEPARTMENT	ANNUAL BUDGET	ADJUSTMENT BUDGET	COMMITTED COSTS	ACTUAL COSTS	Y.T.D INCL. COMM. COSTS	EXPENDITURE SDBIP Y.T.D	% OF BUDGET SPENT	AVAILABLE
COMMUNITY DEVELOPMENT AND PLANNING SERVICES - TOTAL		R 5 988 660,00	R 4 482 855,00		R 4 471 650,18	R 4 471 650,18	R 4 482 855,00	99,75%	11 204,82
VISITORS CHAIRS X 2	MUNICIPAL HEALTH SERVICES	R 4 000,00	R 5 130,00	R -	R 4 498,00	R 4 498,00	R 5 130,00	87,68%	632,00
CHAIR SWIVEL	MUNICIPAL HEALTH SERVICES	R 1 200,00	R 1 732,00	R -	R 1 519,00	R 1 519,00	R 1 732,00	87,70%	213,00
FREEZER CHEST	MUNICIPAL HEALTH SERVICES	R 2 750,00	R 3 191,00	R -	R 3 191,00	R 3 191,00	R 3 191,00	100,00%	0,00
HIGH BACK CHAIR X 5	MUNICIPAL HEALTH SERVICES	R 10 310,00	R 10 870,00	R -	R 9 534,00	R 9 534,00	R 10 870,00	87,71%	1 336,00
KIC 276L FRIDGE	MUNICIPAL HEALTH SERVICES	R 4 400,00	R 4 901,00	R -	R 4 901,00	R 4 901,00	R 4 901,00	100,00%	0,00
BAR STOOL 4 LEGGED BLACK X 4	MUNICIPAL HEALTH SERVICES	R 2 000,00	R 2 870,00	R -	R 2 516,00	R 2 516,00	R 2 870,00	87,67%	354,00
HEAVY DUTY STAPLER	DISASTER MANAGEMENT	R 1 500,00	R 300,00	R -	R -	R -	R 300,00	0,00%	300,00
MACHINE BINDING	DISASTER MANAGEMENT	R 1 500,00	R 6 200,00	R -	R 6 200,00	R 6 200,00	R 6 200,00	100,00%	0,00
SMALL TV WITH MOBILE DISH	DISASTER MANAGEMENT	R 10 000,00	R -	R -	R -	R -	R -	0,00%	0,00
TV FLAT SCREEN X 2	DISASTER MANAGEMENT	R 25 000,00	R 25 000,00	R -	R 20 654,19	R 20 654,19	R 25 000,00	82,62%	4 345,81
MICROPHONE SOCKETS (2)	DISASTER MANAGEMENT	R 20 000,00	R -	R -	R -	R -	R -	0,00%	0,00
BRANDED GAZEBO'S	DISASTER MANAGEMENT	R 6 000,00	R -	R -	R -	R -	R -	0,00%	0,00
CAT 6 CABLING	DISASTER MANAGEMENT	R 10 000,00	R -	R -	R -	R -	R -	0,00%	0,00
SERVICES	DISASTER MANAGEMENT	R 60 000,00	R 50 213,00	R -	R 50 212,46	R 50 212,46	R 50 213,00	100,00%	0,54
AUDIO MIXER	DISASTER MANAGEMENT	R 10 000,00	R -	R -	R -	R -	R -	0,00%	0,00
FLASHING UNITS OF DMC VEHICLE	DISASTER MANAGEMENT	R 7 000,00	R 5 760,00	R -	R 5 760,00	R 5 760,00	R 5 760,00	100,00%	0,00
IC VEHICLE CHAIRS	DISASTER MANAGEMENT	R 2 500,00	R 1 871,00	R -	R 1 870,40	R 1 870,40	R 1 871,00	99,97%	0,60
IC VEHICLE FOLD UP TABLE	DISASTER MANAGEMENT	R 1 000,00	R 870,00	R -	R 869,32	R 869,32	R 870,00	99,92%	0,68
IC VEHICLE FREEZER BOX	DISASTER MANAGEMENT	R 4 000,00	R 4 000,00	R -	R 3 798,00	R 3 798,00	R 4 000,00	94,95%	202,00
KETTLE	DISASTER MANAGEMENT	R 2 000,00	R 670,00	R -	R 669,96	R 669,96	R 670,00	99,99%	0,04
INTERIOR RENOVATION	DISASTER MANAGEMENT	R 15 000,00	R -	R -	R -	R -	R -	0,00%	0,00
UPS FPR EQUIPMENT	DISASTER MANAGEMENT	R 5 000,00	R -	R -	R -	R -	R -	0,00%	0,00
EXTERNAL HARDDRIVES	DISASTER MANAGEMENT	R 3 000,00	R 2 547,00	R -	R 2 547,00	R 2 547,00	R 2 547,00	100,00%	0,00
GPS	DISASTER MANAGEMENT	R 1 500,00	R 2 749,00	R -	R 2 748,75	R 2 748,75	R 2 749,00	99,99%	0,25
TRANSMITTER (5) FOR DMC	DISASTER MANAGEMENT	R 20 000,00	R -	R -	R -	R -	R -	0,00%	0,00
WIFI DEVICES	DISASTER MANAGEMENT	R 2 500,00	R -	R -	R -	R -	R -	0,00%	0,00
TELEPHONE IN IC	DISASTER MANAGEMENT	R 10 000,00	R -	R -	R -	R -	R -	0,00%	0,00
RECEIVERS (3)	DISASTER MANAGEMENT	R 10 000,00	R -	R -	R -	R -	R -	0,00%	0,00
RESCUE TRAINING EQUIPMENT	FIRE SERVICES	R 150 000,00	R 133 705,00	R -	R 133 705,00	R 133 705,00	R 133 705,00	100,00%	0,00
SERVICE VEHICLE	FIRE SERVICES	R 495 000,00	R 453 650,00	R -	R 453 647,50	R 453 647,50	R 453 650,00	100,00%	2,50
MAJOR 4X4 FIRE FIGHTING VEHICLE	FIRE SERVICES	R 3 000 000,00	R -	R -	R -	R -	R -	0,00%	0,00
FITNESS EQUIPMENT	FIRE SERVICES	R 100 000,00	R 74 036,00	R -	R 74 035,09	R 74 035,09	R 74 036,00	100,00%	0,91
MULTIMEDIA EQUIPMENT BOARDROOM	FIRE SERVICES	R 50 000,00	R 43 130,00	R -	R 43 130,00	R 43 130,00	R 43 130,00	100,00%	0,00
MULTI MEDIA PRESENTATION	FIRE SERVICES	R 55 000,00	R 62 880,00	R -	R 62 880,00	R 62 880,00	R 62 880,00	100,00%	0,00
LOUD HALER	FIRE SERVICES	R 2 500,00	R 1 150,00	R -	R 1 150,00	R 1 150,00	R 1 150,00	100,00%	0,00
BELL	FIRE SERVICES	R 6 000,00	R 3 380,00	R -	R -	R -	R 3 380,00	0,00%	3 380,00
LIGHT 4X4 VEHICLE	FIRE SERVICES	R 1 600 000,00	R 1 131 447,00	R -	R 1 131 446,65	R 1 131 446,65	R 1 131 447,00	100,00%	0,35
DVD - SYSTEM (TRAINING ROOM)	FIRE SERVICES	R 3 000,00	R 6 564,00	R -	R 6 563,66	R 6 563,66	R 6 564,00	99,99%	0,34
VEHICLE - ROLL OVER BUDGET IVECO	FIRE SERVICES	R -	R 2 193 686,00	R -	R 2 193 684,20	R 2 193 684,20	R 2 193 685,00	100,00%	0,80
BREATHING APPARATUS (REPL)	FIRE SERVICES	R 100 000,00	R 87 942,00	R -	R 87 941,88	R 87 941,88	R 87 942,00	100,00%	0,12
SKID UNIT PUMPS AND TANKS	FIRE SERVICES	R 150 000,00	R 144 183,00	R -	R 144 182,49	R 144 182,49	R 144 183,00	100,00%	0,51
LCD TV - (REPL)	FIRE SERVICES	R 10 000,00	R 9 575,00	R -	R 9 574,63	R 9 574,63	R 9 575,00	100,00%	0,37
EXECUTIVE CHAIR	MANAGEMENT: RURAL AND SOCIAL	R 5 500,00	R 3 534,00	R -	R 3 100,00	R 3 100,00	R 3 534,00	87,72%	434,00
CARPET PROTECTOR	MANAGEMENT: RURAL AND SOCIAL	R 500,00	R -	R -	R -	R -	R -	0,00%	0,00
WHITE SCREEN	MANAGEMENT: RURAL AND SOCIAL	R 6 000,00	R 1 920,00	R -	R 1 920,00	R 1 920,00	R 1 920,00	100,00%	0,00
VOICE RECORDER	MANAGEMENT: RURAL AND SOCIAL	R 3 000,00	R 3 200,00	R -	R 3 200,00	R 3 200,00	R 3 200,00	100,00%	0,00

DESCRIPTION	DEPARTMENT	ANNUAL BUDGET	ADJUSTMENT BUDGET	COMMITTED COSTS	ACTUAL COSTS	Y.T.D INCLUDE. COMM. COSTS	EXPENDITURE SDBIP Y.T.D	% OF BUDGET SPENT	AVAILABLE
TECHNICAL SERVICES									
		R 11 080 800,00	R 6 763 933,00	R -	R 5 714 637,84	R 5 714 637,84	R 6 763 933,00	84,49%	1 049 295,16
CARPORTS/CANOPIES/ACCES GATE	BUILDING MAINTENANCE	R 250 000,00	R 4 213,00	R -	R 4 213,16	R 4 213,16	R 4 213,00	100,00%	-0,16
TUNNEL TRAINING SIMULATOR	BUILDING MAINTENANCE	R 450 000,00	R -	R -	R -	R -	R -	0,00%	0,00
UPGRADE PERSONNEL QUARTERS FIRE	BUILDING MAINTENANCE	R 400 000,00	R -	R -	R -	R -	R -	0,00%	0,00
REPLACE AIRCONDITIONERS	BUILDING MAINTENANCE	R 30 000,00	R 302 723,00	R -	R 302 723,00	R 302 723,00	R 302 723,00	0,00%	0,00
REPLACE DISFUNCTIONAL AIRCON	BUILDING MAINTENANCE	R 15 000,00	R -	R -	R -	R -	R -	0,00%	0,00
STEEL APP BOXES VARIOUS OFFICE	BUILDING MAINTENANCE	R 10 000,00	R 9 250,00	R -	R 9 250,00	R 9 250,00	R 9 250,00	100,00%	0,00
REPLACE DISFUNCTION AIRCON ANNEX	BUILDING MAINTENANCE	R 30 000,00	R -	R -	R -	R -	R -	0,00%	0,00
AIRCON INSTALLATION (14)	BUILDING MAINTENANCE	R 210 000,00	R 197 011,00	R -	R 197 011,00	R 197 011,00	R 197 011,00	100,00%	0,00
ACCESS CONTROL EXPENDITURE	BUILDING MAINTENANCE	R 10 000,00	R -	R -	R -	R -	R -	0,00%	0,00
REPLACE AIR CON DU TOIT	BUILDING MAINTENANCE	R 100 000,00	R 22 400,00	R -	R 22 400,00	R 22 400,00	R 22 400,00	0,00%	0,00
JACKS FOR MOBILE GENERATORS	BUILDING MAINTENANCE	R 10 000,00	R 11 120,00	R -	R 9 730,00	R 9 730,00	R 11 120,00	87,50%	1 390,00
MINOR BUILDING WORK (V. JOSIAS)	BUILDING MAINTENANCE	R 15 000,00	R 9 450,00	R -	R 9 450,00	R 9 450,00	R 9 450,00	0,00%	0,00
REPLACE DISFUNCTIONAL AIRCON	BUILDING MAINTENANCE	R 60 000,00	R -	R -	R -	R -	R -	0,00%	0,00
ALTERATIONS TO STORE - NEW GUARD	BUILDING MAINTENANCE	R 85 000,00	R 120 600,00	R -	R 120 600,00	R 120 600,00	R 120 600,00	100,00%	0,00
TARRED AREA DRILL PARADE	BUILDING MAINTENANCE	R 650 000,00	R 597 250,00	R -	R 166 845,54	R 166 845,54	R 597 250,00	27,94%	430 404,46
REPAIRS TO CONTAINER TRAINING	BUILDING MAINTENANCE	R 300 000,00	R -	R -	R -	R -	R -	0,00%	0,00
BUILDING ALTERATIONS LAUNDRY	BUILDING MAINTENANCE	R 85 000,00	R 142 000,00	R -	R 141 968,42	R 141 968,42	R 142 000,00	99,98%	31,58
REPLACE DISFUNCTIONAL AIRCON	BUILDING MAINTENANCE	R 60 000,00	R -	R -	R -	R -	R -	0,00%	0,00
REPLACE DISFUNCTIONAL AIRCON	BUILDING MAINTENANCE	R 15 000,00	R -	R -	R -	R -	R -	0,00%	0,00
SECURITY UPGRADING ACCESS CONTROL	BUILDING MAINTENANCE	R 10 000,00	R -	R -	R -	R -	R -	0,00%	0,00
INSTALL SHOWER IN POISON STORE	BUILDING MAINTENANCE	R 45 000,00	R 5 985,00	R -	R -	R -	R 5 985,00	0,00%	5 985,00
REPLACE DISFUNCTIONAL AIRCON	BUILDING MAINTENANCE	R 15 000,00	R -	R -	R -	R -	R -	0,00%	0,00
INSTALL SMOKE DETECTORS	BUILDING MAINTENANCE	R 50 000,00	R 50 000,00	R -	R -	R -	R 50 000,00	0,00%	50 000,00
RAMP FOR DISABLED TRAPPE	BUILDING MAINTENANCE	R 10 000,00	R -	R -	R -	R -	R -	0,00%	0,00
UPGRADE ELECTRICAL FENCE	BUILDING MAINTENANCE	R 20 000,00	R 29 890,00	R -	R 29 884,00	R 29 884,00	R 29 890,00	99,98%	6,00
REPLACE DISFUNCTIONAL AIRCON	BUILDING MAINTENANCE	R 60 000,00	R 11 200,00	R -	R 11 200,00	R 11 200,00	R 11 200,00	100,00%	0,00
REPLACE DISFUNCTIONAL AIRCON	BUILDING MAINTENANCE	R 15 000,00	R -	R -	R -	R -	R -	0,00%	0,00
INTERCOM/PUBLIC ADDRESS SYSTEM	BUILDING MAINTENANCE	R 50 000,00	R 43 428,00	R -	R 43 428,00	R 43 428,00	R 43 428,00	100,00%	0,00
REPLACE DISFUNCTIONAL AIRCON	BUILDING MAINTENANCE	R 30 000,00	R -	R -	R -	R -	R -	0,00%	0,00
REPLACE DISFUNC AIRCON EB CW	BUILDING MAINTENANCE	R 15 000,00	R -	R -	R -	R -	R -	0,00%	0,00
REPLACE DISFUNC AIRCON EB CW	BUILDING MAINTENANCE	R 45 000,00	R -	R -	R -	R -	R -	0,00%	0,00
REPLACE DISFUNC AIRCON FIRE CT	BUILDING MAINTENANCE	R 30 000,00	R -	R -	R -	R -	R -	0,00%	0,00
PAVING PARKING - R/SON	BUILDING MAINTENANCE	R 20 000,00	R 72 574,00	R -	R 72 573,90	R 72 573,90	R 72 574,00	100,00%	0,10
CANOPY DEPUTY MAYORS OFFICE	BUILDING MAINTENANCE	R 5 000,00	R -	R -	R -	R -	R -	0,00%	0,00
REPLACE DISFUNC AIRCON R/SON	BUILDING MAINTENANCE	R 30 000,00	R -	R -	R -	R -	R -	0,00%	0,00
REPLACE DISFUNC AIRCON FIRE R/SON	BUILDING MAINTENANCE	R 15 000,00	R -	R -	R -	R -	R -	0,00%	0,00
REPLACE DISFUNC AIRCON - MONTAGU	BUILDING MAINTENANCE	R 15 000,00	R -	R -	R -	R -	R -	0,00%	0,00
SUB SOIL DRAINAGE	BUILDING MAINTENANCE	R 95 000,00	R 67 100,00	R -	R 67 041,00	R 67 041,00	R 67 100,00	99,91%	59,00
ELECTRIC DRILL - DALJOSAFAT	BUILDING MAINTENANCE	R 3 000,00	R 2 500,00	R -	R 2 453,51	R 2 453,51	R 2 500,00	98,14%	46,49
ELECTRIC HAMMER DRILL	BUILDING MAINTENANCE	R 5 000,00	R 4 600,00	R -	R 4 573,41	R 4 573,41	R 4 600,00	99,42%	26,59
CORDESS DRILL	BUILDING MAINTENANCE	R 3 000,00	R 2 400,00	R -	R 2 366,67	R 2 366,67	R 2 400,00	98,61%	33,33
MUNICIPAL SEWER LINE	BUILDING MAINTENANCE	R 3 000,00	R 1 755,00	R -	R 1 539,00	R 1 539,00	R 1 755,00	87,69%	216,00
SECURITY GATE ROADS DEPOT CW	BUILDING MAINTENANCE	R 30 000,00	R -	R -	R -	R -	R -	0,00%	0,00
TRELLIS OFFICE MONTAGU	BUILDING MAINTENANCE	R -	R 7 460,00	R -	R 7 460,00	R 7 460,00	R 7 460,00	100,00%	0,00
CORDESS DRILL (INSURANCE)	BUILDING MAINTENANCE	R -	R 7 620,00	R -	R 7 620,00	R 7 620,00	R 7 620,00	100,00%	0,00
SECURITY FENCE WFW	BUILDING MAINTENANCE	R -	R 1 470,00	R -	R 1 469,30	R 1 469,30	R 1 470,00	99,95%	0,70
		R -	R 35 200,00	R -	R 32 114,52	R 32 114,52	R 35 200,00	91,23%	3 085,48
16 X WIRELESS ACCESS POINTS	ICT	R 66 500,00	R 92 500,00	R -	R 55 880,00	R 55 880,00	R 92 500,00	60,41%	36 620,00

A: Aircon was purchased under the maintenance contract agreement; virement to be processed.
 B: Work in final stages of completion. Complete 7 July 2017.
 C: Work in final stages of completion. Complete 7 July 2017.

DESCRIPTION	DEPARTMENT	ANNUAL BUDGET	ADJUSTMENT BUDGET	COMMITTED COSTS	ACTUAL COSTS	Y.T.D INCL. COMM. COSTS	EXPENDITURE SDBIP Y.T.D	% OF BUDGET SPENT	AVAILABLE
UPGRADE OF WAN INFRASTRUCTURE	ICT	R 133 000,00	R 50 000,00	R -	R 42 883,76	R 42 883,76	R 50 000,00	85,77%	7 116,24
ADOBE ACROBAT PROFESSIONAL	ICT	R 18 700,00	R 31 700,00	R -	R 12 610,00	R 12 610,00	R 31 700,00	39,78%	19 090,00
ROUTERS & SWITCHES	ICT	R 3 600 000,00	R 1 940 561,00	R -	R 1 848 615,84	R 1 848 615,84	R 1 940 561,00	95,26%	91 945,16
LAPTOP - COMMUNICATIONS	ICT	R 25 000,00	R 24 000,00	R -	R 23 618,42	R 23 618,42	R 24 000,00	98,41%	381,58
ALL IN ONE PRINTER - FINANCE	ICT	R 10 000,00	R 8 526,00	R -	R 8 526,00	R 8 526,00	R 8 526,00	100,00%	0,00
ALL IN ONE PRINTER - STORES CL	ICT	R 10 000,00	R 8 526,00	R -	R 8 526,00	R 8 526,00	R 8 526,00	100,00%	0,00
SAMRAS PRINTER FOR CASH REGISTER	ICT	R 15 000,00	R -	R -	R -	R -	R -	0,00%	0,00
SAMRAS PRINTER - STORES CW	ICT	R 15 000,00	R 4 512,00	R -	R 4 512,00	R 4 512,00	R 4 512,00	100,00%	0,00
SOFTWARE FOR ACS SERVER	ICT	R 264 100,00	R 118 500,00	R -	R 118 483,92	R 118 483,92	R 118 500,00	99,99%	16,08
BACKUP EXEC SOFTWARE	ICT	R 40 000,00	R 34 600,00	R -	R 34 586,10	R 34 586,10	R 34 600,00	99,96%	13,90
OLIMPUS DS-2600 STARTER KIT	ICT	R 10 000,00	R 7 300,00	R -	R 7 280,70	R 7 280,70	R 7 300,00	99,74%	19,30
SMALL IT EQUIPMENT - DISASTER	ICT	R 10 000,00	R -	R -	R -	R -	R -	0,00%	0,00
EXTERNAL HARDDRIVES	ICT	R 20 000,00	R 17 000,00	R -	R 16 973,27	R 16 973,27	R 17 000,00	99,84%	26,73
DIGITAL CAMERA	ICT	R 6 000,00	R 5 030,00	R -	R 5 025,99	R 5 025,99	R 5 030,00	99,92%	4,01
PCS	ICT	R 1 064 000,00	R 622 028,00	R -	R 571 600,00	R 571 600,00	R 622 028,00	91,89%	50 428,00
20 X LAPTOPS	ICT	R 700 000,00	R 922 386,00	R -	R 922 386,50	R 922 386,50	R 922 386,00	100,01%	-0,50
MINI OVERHEAD PROJECTOR IC	ICT	R 15 000,00	R 9 400,00	R -	R 9 363,00	R 9 363,00	R 9 400,00	99,61%	37,00
CHAIR	ICT	R -	R 3 500,00	R -	R 2 595,00	R 2 595,00	R 3 500,00	74,14%	905,00
PRINTER	ICT	R -	R 30 000,00	R -	R 25 754,38	R 25 754,38	R 30 000,00	85,85%	4 245,62
PC MONITORS	ICT	R -	R 60 000,00	R -	R 59 510,00	R 59 510,00	R 60 000,00	99,18%	490,00
DRILL MACHINE C/ WORKSHOP	ROADS	R 2 500,00	R 1 700,00	R -	R 1 641,60	R 1 641,60	R 1 700,00	96,56%	58,40
DRILL MACHINE CL WORKSHOP	ROADS	R 2 500,00	R 2 210,00	R -	R 2 202,48	R 2 202,48	R 2 210,00	99,66%	7,52
25L OIL DRUM WITH TURNING PUMP	ROADS	R 2 500,00	R 4 707,00	R -	R 4 707,00	R 4 707,00	R 4 707,00	100,00%	0,00
VEH CANOPY PAARL	ROADS	R 35 000,00	R 26 000,00	R -	R 25 650,00	R 25 650,00	R 26 000,00	98,65%	350,00
5 INCH DRIVE AIR PRESSURE IMP	ROADS	R 2 200,00	R 2 462,00	R -	R 2 462,00	R 2 462,00	R 2 462,00	100,00%	0,00
AIR PRESSURE OIL PUMP AND METER	ROADS	R 2 500,00	R 7 973,00	R -	R 7 973,00	R 7 973,00	R 7 973,00	100,00%	0,00
4 X 12TON STANDS FOR CW	ROADS	R 2 200,00	R 3 900,00	R -	R 3 899,99	R 3 899,99	R 3 900,00	100,00%	0,01
20 TON TROLLEY JACK	ROADS	R 15 200,00	R 4 659,00	R -	R -	R -	R 4 659,00	0,00%	4 659,00
CW PIT REPAIR	ROADS	R 50 000,00	R 108 700,00	R -	R 108 693,30	R 108 693,30	R 108 700,00	99,99%	6,70
2 X 12 TON STANDS	ROADS	R 1 200,00	R 1 950,00	R -	R 1 949,99	R 1 949,99	R 1 950,00	100,00%	0,01
25L OIL DRUM TURNING PUMP SYSTEM	ROADS	R 2 500,00	R 4 707,00	R -	R 4 707,00	R 4 707,00	R 4 707,00	100,00%	0,00
.5 INCH DRIVE AIR PRESSURE	ROADS	R 2 200,00	R 2 462,00	R -	R 2 462,00	R 2 462,00	R 2 462,00	100,00%	0,00
AIR PRESSURE OIL PUMP & METER	ROADS	R 2 500,00	R 7 973,00	R -	R 7 973,00	R 7 973,00	R 7 973,00	100,00%	0,00
25L OIL DRUM TURNING PUMP SYSTEM	ROADS	R 2 500,00	R 4 707,00	R -	R 4 707,00	R 4 707,00	R 4 707,00	100,00%	0,00
CT CONSTRUCTION OF PIT	ROADS	R 180 000,00	R 143 915,00	R -	R -	R -	R 143 915,00	0,00%	143 915,00
VARIOUS TOOLS	ROADS	R 20 000,00	R 20 000,00	R -	R 19 220,60	R 19 220,60	R 20 000,00	96,10%	779,40
GPS ACTIO VEH MOUNTED CAMERAS	ROADS	R 18 000,00	R 19 857,00	R -	R 19 856,52	R 19 856,52	R 19 857,00	100,00%	0,48
GPS CAMERA	ROADS	R 6 000,00	R 5 730,00	R -	R 5 730,00	R 5 730,00	R 5 730,00	100,00%	0,00
SCIENTIFIC CALCULATORS X 5	ROADS	R 5 000,00	R 4 800,00	R -	R 4 718,00	R 4 718,00	R 4 800,00	98,29%	82,00
SCIENTIFIC CALCULATORS X 2	ROADS	R 10 000,00	R 1 900,00	R -	R 1 887,00	R 1 887,00	R 1 900,00	99,32%	13,00
UPGRADE WOMANS CLOAKROOM STB	ROADS	R 10 000,00	R 22 700,00	R -	R 22 657,50	R 22 657,50	R 22 700,00	99,81%	42,50
CARPETS STB	ROADS	R 75 000,00	R 64 810,00	R -	R 64 809,00	R 64 809,00	R 64 810,00	100,00%	1,00
UPGRADE STAFF TOILETS PAARL	ROADS	R 50 000,00	R 60 085,00	R -	R -	R -	R 60 085,00	0,00%	60 085,00
REPLACE ROLLER SHUTTER DOORS	ROADS	R 50 000,00	R 36 252,00	R -	R 36 252,00	R 36 252,00	R 36 252,00	100,00%	0,00
CLOAK ROOM CW	ROADS	R 75 000,00	R 52 959,00	R -	R 52 821,90	R 52 821,90	R 52 959,00	99,74%	137,10
CUBBOARDS OFFICE PAARL	ROADS	R 25 000,00	R 12 300,00	R -	R 12 042,00	R 12 042,00	R 12 300,00	97,90%	258,00
ROUGHNESS INDEX MEASUREMENT	ROADS	R 30 000,00	R -	R -	R -	R -	R -	0,00%	0,00
CHAIRS SECRETARY X 5	ROADS	R 4 000,00	R 9 911,00	R -	R 9 911,00	R 9 911,00	R 9 911,00	100,00%	0,00
HAND DRILL	ROADS	R 12 000,00	R 9 400,00	R -	R 9 391,00	R 9 391,00	R 9 400,00	99,90%	9,00
MICROWAVE	ROADS	R 3 000,00	R 2 200,00	R -	R 2 050,63	R 2 050,63	R 2 200,00	93,21%	149,37
ALTERATIONS OFFICE PAARL	ROADS	R 75 000,00	R 23 855,00	R -	R 23 854,50	R 23 854,50	R 23 855,00	100,00%	0,50
GUILLOTINE CW	ROADS	R 1 500,00	R 1 824,00	R -	R 1 824,00	R 1 824,00	R 1 824,00	100,00%	0,00
LAMINATOR CW	ROADS	R 2 000,00	R 3 990,00	R -	R 3 990,00	R 3 990,00	R 3 990,00	100,00%	0,00
VEHICLE SLIDING GATE CW	ROADS	R 40 000,00	R -	R -	R -	R -	R -	0,00%	0,00
VEH SLIDING GATE RISON	ROADS	R 70 000,00	R 81 785,00	R -	R 78 178,92	R 78 178,92	R 81 785,00	95,59%	3 606,08
UPGRADE TOILETS CT	ROADS	R 350 000,00	R -	R -	R -	R -	R -	0,00%	0,00

DESCRIPTION	DEPARTMENT	ANNUAL BUDGET	ADJUSTMENT BUDGET	COMMITTED COSTS	ACTUAL COSTS	Y.T.D INCLUDE. COMM. COSTS	EXPENDITURE SDBIP Y.T.D	% OF BUDGET SPENT	AVAILABLE
MINOR BUILDING WORK CLOAKROOM	ROADS	R 85 000,00	R -	R -	R -	R -	R -	0,00%	0,00
STORM WATER/OIL TRAP RISON	ROADS	R 80 000,00	R 72 445,00	R -	R 66 298,00	R 66 298,00	R 72 445,00	91,51%	6 147,00
UPGRADE EXT TOILET TRAINING CW	ROADS	R 130 000,00	R -	R -	R -	R -	R -	0,00%	0,00
CW HYDRO BOIL	ROADS	R 7 000,00	R 5 700,00	R -	R 5 688,60	R 5 688,60	R 5 700,00	99,80%	11,40
MINOLTA COLOUR PHOTO COPIER CW	ROADS	R 100 000,00	R 126 000,00	R -	R -	R -	R 126 000,00	0,00%	126 000,00
22 COMUTER MONITOR CW ROADS*	ROADS	R 4 000,00	R 2 300,00	R -	R 2 233,00	R 2 233,00	R 2 300,00	97,09%	67,00
BURGLAR BARS / SECURITY GATE	ROADS	R -	R 39 005,00	R -	R 39 005,00	R 39 005,00	R 39 005,00	100,00%	0,00
1 X DIGITAL CAMERA	PUBLIC TRANSPORT REGULATION	R 8 000,00	R 5 100,00	R -	R 5 026,00	R 5 026,00	R 5 100,00	98,55%	74,00
HIGH BACK SWIVEL CHAIR	PUBLIC TRANSPORT REGULATION	R 1 500,00	R 1 732,00	R -	R 1 519,00	R 1 519,00	R 1 732,00	87,70%	213,00

D: To go out on re-tender 2017/2018.
 E: Project completed; invoices submitted to expenditure.

FINANCIAL AND STRATEGIC SUPPORT SERVICES									
DESCRIPTION	DEPARTMENT	ANNUAL BUDGET	ADJUSTMENT BUDGET	COMMITTED COSTS	ACTUAL COSTS	Y.T.D INCLUDE. COMM. COSTS	EXPENDITURE SDBIP Y.T.D	% OF BUDGET SPENT	AVAILABLE
1 X HB CHAIR	OFFICE OF THE MAYOR	R 1 288,00	R 1 288,00	R -	R 1 129,00	R 1 129,00	R 1 288,00	87,66%	159,00
PHOTOCOPIER MACHINE (REPL)	ADMIN SUPPORT SERVICES	R 80 000,00	R 95 000,00	R -	R 93 412,73	R 93 412,73	R 95 000,00	98,33%	1 587,27
SHREDDER	ADMIN SUPPORT SERVICES	R 5 500,00	R 6 214,00	R -	R 6 213,82	R 6 213,82	R 6 214,00	100,00%	0,18
BINDING MACHINE	ADMIN SUPPORT SERVICES	R 5 300,00	R 4 800,00	R -	R 4 800,00	R 4 800,00	R 4 800,00	100,00%	0,00
FAX MACHINE	ADMIN SUPPORT SERVICES	R 2 500,00	R 3 253,00	R -	R 3 252,86	R 3 252,86	R 3 253,00	100,00%	0,14
CHAIR TYPIST - CJ OFFICE	ADMIN SUPPORT SERVICES	R 1 200,00	R 1 390,00	R -	R 1 219,00	R 1 219,00	R 1 390,00	87,70%	171,00
4 X STEP ALUMINIUM LADDER - CJ	ADMIN SUPPORT SERVICES	R 900,00	R -	R -	R -	R -	R -	0,00%	0,00
TROLLEY DOUBLE BUCKET UNIT	ADMIN SUPPORT SERVICES	R 2 000,00	R 960,00	R -	R 960,00	R 960,00	R 960,00	100,00%	0,00
CHAIR HIGH BACK - CL	ADMIN SUPPORT SERVICES	R 2 000,00	R 1 732,00	R -	R 1 519,00	R 1 519,00	R 1 732,00	87,70%	213,00
NOTICE BOARD - CL	ADMIN SUPPORT SERVICES	R 900,00	R 500,00	R -	R 500,00	R 500,00	R 500,00	100,00%	0,00
PROJECTOR SCREEN - CL	ADMIN SUPPORT SERVICES	R 2 500,00	R 2 400,00	R -	R 2 400,00	R 2 400,00	R 2 400,00	100,00%	0,00
CHAIR HIGH BACK - CT	ADMIN SUPPORT SERVICES	R 2 000,00	R 1 732,00	R -	R 1 519,00	R 1 519,00	R 1 732,00	87,70%	213,00
DISHWASHER - CT	ADMIN SUPPORT SERVICES	R 4 000,00	R 3 950,00	R -	R 3 950,00	R 3 950,00	R 3 950,00	100,00%	0,00
REFRIGERATOR/FREEZER - CT	ADMIN SUPPORT SERVICES	R 3 600,00	R 3 790,00	R -	R 3 790,00	R 3 790,00	R 3 790,00	100,00%	0,00
PHOTO COPIER	ADMIN SUPPORT SERVICES	R 200 000,00	R 200 000,00	R -	R 200 000,00	R 200 000,00	R 200 000,00	100,00%	0,00
10 X MEGAPHONES	HUMAN RESOURCES	R 20 000,00	R 5 280,00	R -	R 5 280,00	R 5 280,00	R 5 280,00	100,00%	0,00
TELECOMMUNICATION EQUIPMENT	COMMUNICATION/TELEPHONE	R 9 000,00	R 8 788,00	R -	R 7 709,00	R 7 709,00	R 8 788,00	87,72%	1 079,00
MAYORAL OFFICIAL VEHICLE	TRANSPORT POOL	R 800 000,00	R -	R -	R -	R -	R -	0,00%	0,00
MACHINE BINDER	MANAGEMENT AND FINANCE	R 7 000,00	R 6 200,00	R -	R 6 200,00	R 6 200,00	R 6 200,00	100,00%	0,00
LCD TV'S	MANAGEMENT AND FINANCE	R -	R 92 910,00	R -	R 92 910,00	R 92 910,00	R 92 910,00	100,00%	0,00
HIGHBACK CHAIRS X 6	BUDGET AND FINANCIAL SERV.	R 6 000,00	R 6 000,00	R -	R 5 050,00	R 5 050,00	R 6 000,00	84,17%	950,00
5 X HAND HELD SCANNERS	BUDGET AND FINANCIAL SERV.	R 160 000,00	R -	R -	R -	R -	R -	0,00%	0,00
2 X MONITOR SCREENS	BUDGET AND FINANCIAL SERV.	R 30 000,00	R 24 522,00	R -	R 24 522,00	R 24 522,00	R 24 522,00	100,00%	0,00
OFFICE OF THE MUNICIPAL MANAGER		R 78 500,00	R 66 420,00	R -	R 26 888,00	R 26 888,00	R 66 420,00	40,48%	39 532,00
1 X HIGHBACK SWIVEL ARM CHAIR	OFFICE OF THE MM	R 2 000,00	R -	R -	R -	R -	R -	0,00%	0,00
VIDEO CAMERA	PUBLIC RELATIONS	R 25 000,00	R 38 880,00	R -	R -	R -	R 38 880,00	0,00%	38 880,00
CANON SPEEDLITE 600EX-RT FLASH	PUBLIC RELATIONS	R 11 000,00	R -	R -	R -	R -	R -	0,00%	0,00

DESCRIPTION	DEPARTMENT	ANNUAL BUDGET	ADJUSTMENT BUDGET	COMMITTED COSTS	ACTUAL COSTS	Y.T.D INCLUDE COMM. COSTS	EXPENDITURE SDBIP Y.T.D	% OF BUDGET SPENT	AVAILABLE
MANFROTTO 190X3 ALUMINIUM TRIP	PUBLIC RELATIONS	R 4 000,00	R -	R -	R -	R -	R -	0,00%	0,00
GAZEBO	PUBLIC RELATIONS	R 20 000,00	R 14 300,00	R -	R 14 211,00	R 14 211,00	R 14 300,00	99,38%	89,00
FEATHER BANNERS	PUBLIC RELATIONS	R 15 000,00	R 11 220,00	R -	R 11 158,00	R 11 158,00	R 11 220,00	99,45%	62,00
CHAIR HIGH BACK SWIVEL	PUBLIC RELATIONS	R 1 500,00	R 2 020,00	R -	R 1 519,00	R 1 519,00	R 2 020,00	75,20%	501,00
G. Quotations received in excess of budget: will not be procured.									
GRAND TOTAL		18 493 648,00	11 783 917,00	-	10 679 512,43	10 679 512,43	11 783 917,00	90,63%	1 104 404,57

EXPENDITURE BENEVOLEND FUND 30 JUNE 2017

FIN. YEAR	PERIOD	DATE	CHEQUE NAME	AMOUNT	COMMENT
BURIALS AND CREMATIONS					
2016	2	11/08/2016	BEULAH FUNERAL SERVICES	R 1 500,00	BURIAL OF LATE: L ARENDORF
2016	2	19/08/2016	BEULAH FUNERAL SERVICES	R 1 500,00	BURIAL OF LATE: I FORTUIN
2016	2	19/08/2016	BEULAH FUNERAL SERVICES	R 1 500,00	BURIAL OF LATE: F BOOYSEN
2016	2	19/08/2016	BEULAH FUNERAL SERVICES	R 1 500,00	BURIAL OF LATE: BABY FORTUIN
2016	2	23/08/2016	BEULAH FUNERAL SERVICES	R 1 500,00	BURIAL OF LATE: K CLAASSEN
2016	2	30/08/2016	HERNELL FUNERAL SERVICES	R 1 500,00	BURIAL OF LATE: T CORNELIUS
2016	2	30/08/2016	HERNELL FUNERAL SERVICES	R 1 500,00	BURIAL OF LATE: F BAARDMAN
2016	2	30/08/2016	HERNELL FUNERAL SERVICES	R 1 500,00	BURIAL OF LATE: C FORTUIN
2016	3	02/09/2016	CERES NICO BEDRAFINSDIENSTE	R 1 500,00	BURIAL OF LATE: W BAUKES
2016	3	02/09/2016	CERES NICO BEDRAFINSDIENSTE	R 1 500,00	BURIAL OF LATE: E MANKOPAN
2016	3	15/09/2016	WILLY'S FUNERAL SERVICES CC	R 1 500,00	BURIAL OF LATE: H WILD
2016	4	27/10/2016	VALLEY FUNERALS	R 1 500,00	BURIAL OF LATE: M VAN STADEN
2016	4	27/10/2016	VALLEY FUNERALS	R 1 500,00	BURIAL OF LATE: BABY WITBOOI
2016	4	27/10/2016	VALLEY FUNERALS	R 1 500,00	BURIAL OF LATE: BABY BITOU
2016	4	27/10/2016	HERNELL FUNERAL SERVICES	R 1 500,00	BURIAL OF LATE: J HANEKOM
2016	4	27/10/2016	HERNELL FUNERAL SERVICES	R 1 500,00	BURIAL OF LATE: RM HENDRICKS
2016	4	27/10/2016	HERNELL FUNERAL SERVICES	R 1 500,00	BURIAL OF LATE: H THOMAS
2016	4	27/10/2016	HERNELL FUNERAL SERVICES	R 1 500,00	BURIAL OF LATE: T LAMBERT
2016	4	27/10/2016	CERES NICO BEDRAFINSDIENSTE	R 1 500,00	BURIAL OF LATE: R VD MERWE
2016	4	27/10/2016	CERES NICO BEDRAFINSDIENSTE	R 1 500,00	BURIAL OF LATE: C VD MERWE
2016	4	27/10/2016	CERES NICO BEDRAFINSDIENSTE	R 1 500,00	BURIAL OF LATE: W SWART
2016	4	27/10/2016	BEULAH FUNERAL SERVICES	R 1 500,00	BURIAL OF LATE: G BYNEVELDT
2016	4	27/10/2016	BEULAH FUNERAL SERVICES	R 1 500,00	BURIAL OF LATE: J STUURMAN
2016	4	27/10/2016	BEULAH FUNERAL SERVICES	R 1 500,00	BURIAL OF LATE: G NEETHLING
2016	4	27/10/2016	BEULAH FUNERAL SERVICES	R 1 500,00	BURIAL OF LATE: G VISAGIE
2016	6	06/12/2016	BEULAH FUNERAL SERVICES	R 1 500,00	BURIAL OF LATE: W MULLER
2016	6	07/12/2016	HERNELL FUNERAL SERVICES	R 1 500,00	BURIAL OF LATE: A KEYSER
2016	6	07/12/2016	HERNELL FUNERAL SERVICES	R 1 500,00	BURIAL OF LATE: M BRAAF
2016	6	21/12/2016	HERNELL FUNERAL SERVICES	R 1 500,00	BURIAL OF LATE: M JONGILE
2016	6	21/12/2016	HERNELL FUNERAL SERVICES	R 1 500,00	BURIAL OF LATE: D PLAATJIES
2016	7	03/01/2017	CERES NICO BEDRAFINSDIENSTE	R 1 500,00	BURIAL OF LATE: G AMBRAAL
2016	7	03/01/2017	CERES NICO BEDRAFINSDIENSTE	R 1 500,00	BURIAL OF LATE: C WESSELS
2016	7	03/01/2017	GRYDE ENTERPRISES (PTY) LTD	R 1 500,00	BURIAL OF LATE: W LAKEY
2016	7	04/01/2017	APPOLIS BEGRAFINSDIENSTE CC	R 1 000,00	BURIAL OF LATE: M PIETERSEN
2016	7	04/01/2017	APPOLIS BEGRAFINSDIENSTE CC	R 1 500,00	BURIAL OF LATE: J NONNIES
2016	7	04/01/2017	APPOLIS BEGRAFINSDIENSTE CC	R 1 500,00	BURIAL OF LATE: D SPRUYT
2016	7	04/01/2017	APPOLIS BEGRAFINSDIENSTE CC	R 1 500,00	BURIAL OF LATE: G VAN WYK
2016	7	04/01/2017	APPOLIS BEGRAFINSDIENSTE CC	R 1 500,00	BURIAL OF LATE: R WILLIAMS
2016	7	04/01/2017	APPOLIS BEGRAFINSDIENSTE CC	R 1 500,00	BURIAL OF LATE: R DELPORT
2016	7	04/01/2017	APPOLIS BEGRAFINSDIENSTE CC	R 1 500,00	BURIAL OF LATE: D WEHR
2016	7	04/01/2017	APPOLIS BEGRAFINSDIENSTE CC	R 1 500,00	BURIAL OF LATE: D AFRICA
2016	7	04/01/2017	APPOLIS BEGRAFINSDIENSTE CC	R 1 500,00	BURIAL OF LATE: C FREDERICKS

FIN YEAR	PERIOD	DATE	CHEQUE NAME	AMOUNT	COMMENT
2016	7	04/01/2017	APPOLIS BEGRAFNISDIENSTE CC	R 1 500,00	BURIAL OF LATE: L BOCK
2016	7	04/01/2017	APPOLIS BEGRAFNISDIENSTE CC	R 1 500,00	BURIAL OF LATE: C FARAO
2016	7	04/01/2017	APPOLIS BEGRAFNISDIENSTE CC	R 1 500,00	BURIAL OF LATE: C WAGNER
2016	7	04/01/2017	APPOLIS BEGRAFNISDIENSTE CC	R 1 500,00	BURIAL OF LATE: M JACOBS
2016	7	04/01/2017	APPOLIS BEGRAFNISDIENSTE CC	R 1 500,00	BURIAL OF LATE: J OPPERMAN
2016	7	04/01/2017	APPOLIS BEGRAFNISDIENSTE CC	R 1 500,00	BURIAL OF LATE: W KASPER
2016	7	04/01/2017	APPOLIS BEGRAFNISDIENSTE CC	R 1 500,00	BURIAL OF LATE: A RAUBENHEIMER
2016	7	04/01/2017	APPOLIS BEGRAFNISDIENSTE CC	R 1 500,00	BURIAL OF LATE: R ADAMS
2016	7	04/01/2017	APPOLIS BEGRAFNISDIENSTE CC	R 1 500,00	BURIAL OF LATE: C PHILLANDER
2016	7	04/01/2017	APPOLIS BEGRAFNISDIENSTE CC	R 1 500,00	BURIAL OF LATE: D WEHR
2016	8	01/02/2017	HERNELL FUNERAL SERVICES	R 1 000,00	BURIAL OF LATE: RR BAARDJIES
2016	8	03/02/2017	GRYDE ENTERPRISES (PTY) LTD	R 1 000,00	BURIAL OF LATE: S JANSEN
2016	8	06/02/2017	BEULAH FUNERAL SERVICES	R 1 000,00	BURIAL OF LATE: C FILANIE
2016	8	06/02/2017	BEULAH FUNERAL SERVICES	R 1 000,00	BURIAL OF LATE: J LINKS
2016	8	08/02/2017	APPOLIS BEGRAFNISDIENSTE CC	R 1 000,00	BURIAL OF LATE: A LOUW
2016	8	13/02/2017	EBUKHONENI BENKOSI FUNERALS	R 1 000,00	BURIAL OF LATE: L VELAPHI
2016	8	21/02/2017	BEULAH FUNERAL SERVICES	R 1 000,00	BURIAL OF LATE: G BAILEY
2016	8	21/02/2017	BEULAH FUNERAL SERVICES	R 1 000,00	BURIAL OF LATE: F JEFFTHA
2016	8	21/02/2017	BEULAH FUNERAL SERVICES	R 1 000,00	BURIAL OF LATE: P LE ROUX
2016	8	21/02/2017	BEULAH FUNERAL SERVICES	R 1 000,00	BURIAL OF LATE: F MAART
2016	8	21/02/2017	HERNELL FUNERAL SERVICES	R 1 000,00	BURIAL OF LATE: D JANSEN
2016	8	21/02/2017	HERNELL FUNERAL SERVICES	R 1 000,00	BURIAL OF LATE: D LEE
2016	8	21/02/2017	HERNELL FUNERAL SERVICES	R 1 000,00	BURIAL OF LATE: J SEPTEMBER
2016	8	21/02/2017	HERNELL FUNERAL SERVICES	R 1 000,00	BURIAL OF LATE: J WILLIAMS
2016	8	22/02/2017	EBUKHONENI BENKOSI FUNERALS	R 1 000,00	BURIAL OF LATE: G COCKRONE
2016	9	15/03/2017	BETHESDA BEGRAFNISDIENSTE BK	R 1 000,00	BURIAL OF LATE: P MOLLIES
2016	9	15/03/2017	GRYDE ENTERPRISES (PTY) LTD	R 1 000,00	BURIAL OF LATE: C PRINS
2016	9	15/03/2017	GRYDE ENTERPRISES (PTY) LTD	R 1 000,00	BURIAL OF LATE: D SEPTEMBER
2016	10	26/04/2017	WILLYS FUNERAL SERVICES CC	R 3 000,00	BURIAL OF LATE: W JOSEPH & 3 UNKNOWN PAUPERS
2016	11	03/05/2017	VALLEY FUNERALS	R 1 000,00	BURIAL OF LATE: M ENSLIN
2016	11	03/05/2017	VALLEY FUNERALS	R 1 000,00	BURIAL OF LATE: S KAROLUS
2016	11	03/05/2017	VALLEY FUNERALS	R 1 000,00	BURIAL OF LATE: P SNYER
2016	11	03/05/2017	VALLEY FUNERALS	R 1 000,00	BURIAL OF LATE: C OPPERMAN
2016	11	03/05/2017	VALLEY FUNERALS	R 1 000,00	BURIAL OF LATE: T MAFETH
2016	11	03/05/2017	VALLEY FUNERALS	R 1 000,00	BURIAL OF LATE: BABY STUURMAN
2016	11	03/05/2017	VALLEY FUNERALS	R 1 000,00	BURIAL OF LATE: I DYANTYI
2016	11	03/05/2017	VALLEY FUNERALS	R 1 000,00	BURIAL OF LATE: M SWARTS
2016	11	03/05/2017	VALLEY FUNERALS	R 1 000,00	BURIAL OF LATE: BABY JACOBS
2016	11	03/05/2017	VALLEY FUNERALS	R 1 000,00	BURIAL OF LATE: H MAARMAN
2016	11	04/05/2017	GRYDE ENTERPRISES (PTY) LTD	R 1 000,00	BURIAL OF LATE: ADC CONRADIE
2016	11	04/05/2017	GRYDE ENTERPRISES (PTY) LTD	R 1 000,00	BURIAL OF LATE: BABY MGOMA
2016	11	04/05/2017	GRYDE ENTERPRISES (PTY) LTD	R 1 000,00	BURIAL OF LATE: D PRINS
2016	11	29/05/2017	HERNELL FUNERAL SERVICES	R 1 500,00	BURIAL OF LATE: J JANSON
2016	11	29/05/2017	GRYDE ENTERPRISES (PTY) LTD	R 1 000,00	BURIAL OF LATE: HL JACOBS
2016	11	29/05/2017	GRYDE ENTERPRISES (PTY) LTD	R 1 000,00	BURIAL OF LATE: BABY MOKETE
2016	12	06/06/2017	WILLYS FUNERAL SERVICES CC	R 1 000,00	BURIAL OF LATE: DHJ WILLIAMS
2016	12	06/06/2017	WILLYS FUNERAL SERVICES CC	R 1 000,00	BURIAL OF LATE: A GOWARU

FIN YEAR	PERIOD	DATE	CHEQUE NAME	AMOUNT	COMMENT
2016	12	06/06/2017	WILLY'S FUNERAL SERVICES CC	R 1 000,00	BURIAL OF LATE: B NEL
2016	12	09/06/2017	WILLY'S FUNERAL SERVICES CC	R 750,00	BURIAL OF LATE: M DIEGAARDT
2016	12	30/06/2017	BELLAH FUNERAL SERVICES	R 1 000,00	BURIAL OF LATE: I STURMAN
2016	12	30/06/2017	VALLEY FUNERALS	R 750,00	BURIAL OF LATE: BABY SEKOTOLANE
2016	12	30/06/2017	APPOLIS BEGRAFNISDIENSTE CC	R 1 000,00	BURIAL OF LATE: C JANSEN
2016	12	30/06/2017	APPOLIS BEGRAFNISDIENSTE CC	R 1 000,00	BURIAL OF LATE: S JACOBS
2016	12	30/06/2017	APPOLIS BEGRAFNISDIENSTE CC	R 1 000,00	BURIAL OF LATE: TM MATTHYS

FINANCIAL SUPPORT AND OTHER EXPENSES BASED ON THE DISCRETION OF THE EXECUTIVE MAYOR

2016	4	26/10/2016	FINANCIAL SUPPORT UNDERPRIVILEGED LEARNERS	R 13 500,00	
2016	9	15/03/2017	FINANCIAL SUPPORT FOR INTERNATIONAL DANCE COMPETITION	R 4 000,00	
2016	11	24/05/2017	FINANCIAL SUPPORT TO ATTEND NATIONAL BASEBALL CHAMPIONSHIPS	R 2 000,00	
ACTUAL EXPENDITURE TO DATE				R 144 500,00	
BUDGET				R 150 000,00	
COMMITTED				R -	
AVAILABLE				R 5 500,00	

**DISCLOSURES IN TERMS OF THE MUNICIPAL SUPPLY CHAIN MANAGEMENT REGULATION 36(2) -
PROMULGATED BY GOVERNMENT GAZETTE 27636 DATED 30 MAY 2005 - FOR THE 4th QUARTER OF 2016/2017**

Cheque Name	Ord. Date	Amount	Comment	Vote No.	Department	Item	Com. Description	Procurement type
ADT PAARL	2017/06/27	2 681,87	ADT PAARL	111640312	PROPERTY MANAGEMENT	SECURITY SERVICES/MONITORING	SERVICES - SECURITY	Long term Contract
AGRI MEGA INVESTMENTS (PTY) LT	2017/06/07	56 430,00	ATTENDANCE OF LED SUMMIT : SPIER : 27-28/06/2017	110045510	ECONOMIC DEVELOPMENT	MISSIONS/EXHIBITIONS/TRADE SHO	HOTEL BOOKINGS - LOCAL	Impractical
ASCOTEO TECHNOLOGIES (PTY) LTD	2017/06/12	13 957,02	3-YEAR CONTRACT EXTENTION ACCESS CONTROL SYSTEM -	111650403	BUILDINGS: MAINTENANCE CL	BUILDINGS	SLAs WITH ORGANS OF STATE	Long term Contract
BYTES UNIVERSAL SYSTEMS A DIV.	2017/05/29	89 239,99	IPDEV ASSISTANCE DIRECTIVE 11	112050602	BUDGET AND FIN. SERVICES	SCOA IMPLEMENTATION	SOFTWARE (SPECIFIC)	Sole Provider/Agent
BYTES UNIVERSAL SYSTEMS A DIV.	2017/05/29	1 940,01	PROJECT MANAGEMENT	112050602	BUDGET AND FIN. SERVICES	SCOA IMPLEMENTATION	SOFTWARE (SPECIFIC)	Sole Provider/Agent
BYTES UNIVERSAL SYSTEMS A DIV.	2017/06/08	48 179,31	MONTHLY COSTS	112050602	BUDGET AND FIN. SERVICES	SCOA IMPLEMENTATION	SOFTWARE & SUPPORT	Serv.Prov./Agents
BYTES UNIVERSAL SYSTEMS A DIV.	2017/06/08	28 684,26	MONTHLY COSTS	112050602	BUDGET AND FIN. SERVICES	SCOA IMPLEMENTATION	SOFTWARE & SUPPORT	Serv.Prov./Agents
BYTES UNIVERSAL SYSTEMS A DIV.	2017/06/28	8 846,40	ONSITE TRAINING AND HANDHOLDING PER HOUR	112028002	FINANCIAL MANAG. GRANT	BUS & ADV - BUSINESS & FIN. MA	TRAINING (SPECIFIC)	Serv.Prov./Agents
BYTES UNIVERSAL SYSTEMS A DIV.	2017/06/28	1 105,80	TRAVELING PER HOUR	112028002	FINANCIAL MANAG. GRANT	BUS & ADV - BUSINESS & FIN. MA	TRAINING (SPECIFIC)	Serv.Prov./Agents
CAPE OFFICE MACHINES (PTY) LTD	2017/06/30	153 194,64	MAINTENANCE AGREEMENT 07/2016 TO 06/2017	111020144	ADMIN. SUPPORT SERVICE	PRINTING & STATIONERY	SERVICING OF EQUIPMENT BY AGENT	Impractical
CAPE WINELANDS BIOSPHERE RESER	2017/05/12	150 000,00	SERVICE DELIVERY AGREEMENT: BETWEEN CWDM & CWBR	115210491	REGIONAL PLANNING	CAPE WINELANDS BIOSPHERE RESER	SERVICE LEVEL AGREEMENTS	Sole Provider/Agent
CHIEF REGISTRAR OF DEEDS	2017/06/28	1 080,00	DEEDS ENQUIRIES	111020196	ADMIN. SUPPORT SERVICE	PROFESSIONAL BODIES/MEMBERSHIP	MEDIA: NEWS PAPERS/MAGAZINES/Etc.	Other Organs of State
CITY OF CAPE TOWN	2017/06/05	4 240,80	TRAINING : EVENTS SAFETY MANAGEMENT WORKSHOP	116100258	DISASTER MANAGEMENT	TRAINING	TRAINING (SPECIFIC)	Other Organs of State
FRONTLINE EVENT HIRE CC	2017/04/19	39 718,70	HIRING OF FURNITURE & ITEMS : NAMIBIA TOURISM EXPO2017	110045510	ECONOMIC DEVELOPMENT	MISSIONS/EXHIBITIONS/TRADE SHO	RENTAL - OTHER	Impractical
IGNITE ADVISORY SERVICES (PTY)	2017/05/02	52 554,00	DATABASE MANAGEMENT FEES	115110502	PERFORMANCE MANAGEMENT	IGNITE USER FEE	SOFTWARE (SPECIFIC)	Sole Provider/Agent
IMFO	2017/05/26	1 265,00	REGISTRATION : MR M MDLUDLU : IMFO : 05-06/2017	110208001	AUDIT	BUS & ADV - AUDIT COMMITTEE	MISCELLANEOUS	Sole Provider/Agent
IMFO	2017/05/24	1 265,00	REGISTRATION FEES : IMFO : 05-06/06/2017 : MRS F DU RAAN-GROENEWALD	112010212	TREAS. DEPARTMENT: MANAGEMENT	CONGRESS EXPENSES	MISCELLANEOUS	Sole Provider/Agent
INDIGO NEW MEDIA (PTY) LTD	2017/04/06	19 950,00	INVESTMENT ATTRACTION PROGRAMME : CONSUMER VIDEO CLIPS & DEVELOPMENT OF	110041079	ECONOMIC DEVELOPMENT	INVESTMENT ATTRACTION PROGRAM	CONSULTANTS - PROFESSIONAL SERVICES	Impractical
INTERNET SOLUTIONS	2017/06/27	22 683,81	INTERNET SOLUTIONS	111668064	COMMUNICATION/TELEPHONE	COMMUNICATION: T/PHONE FAX T	COMMUNICATION CENTRE	Long term Contract
LAWULA SYSTEMS (PTY) LTD	2017/05/02	19 336,00	SUPPLY & INSTALLATION OF PANEL W301-WF+INI.3-160MM+CL+2 NO 5.4M X 150MM	113610410	PAALIE-HOOF/AFD INDIKREK	MATERIALS: ROADS (CL)	REPAIR TRAFFIC LIGHTS	Emergency
LAWULA SYSTEMS (PTY) LTD	2017/06/09	7 562,76	REPLACEMENT OF A STUBBY KIOSK & BADEN POWELL & POLKADRAAI INTERSECTION	113610410	PAALIE-HOOF/AFD INDIKREK	MATERIALS: ROADS (CL)	REPAIRS: ROAD RELATED DAMAGES	Impractical
LEXIS NEXIS (PTY) LTD	2017/05/12	30 145,25	ONLINE STATUTES RSA	111020196	ADMIN. SUPPORT SERVICE	PROFESSIONAL BODIES/MEMBERSHIP	SUBSCRIPTIONS - LEGAL	Impractical
LEXIS NEXIS (PTY) LTD	2017/05/12	3 042,99	ONLINE CURRENT AWARENESS	111020196	ADMIN. SUPPORT SERVICE	PROFESSIONAL BODIES/MEMBERSHIP	SUBSCRIPTIONS - LEGAL	Impractical
LG TOW-IN CC	2017/04/18	2 223,00	SALVAGE VEHICLE CALL OUT	15220417406	VERVOER EN INSTANHOUDING	OUTSIDE COSTS	EMERGENCY: VEHICLE RECOVERY	Sole Provider/Agent
LG TOW-IN CC	2017/04/18	4 646,07	247 KM @ R16.50 /KM	15220417406	VERVOER EN INSTANHOUDING	OUTSIDE COSTS	EMERGENCY: VEHICLE RECOVERY	Sole Provider/Agent
LG TOW-IN CC	2017/04/18	399,00	LABOUR	15220417406	VERVOER EN INSTANHOUDING	OUTSIDE COSTS	EMERGENCY: VEHICLE RECOVERY	Sole Provider/Agent
MAUREEN MBOLA CONTRACTORS CC	2017/05/11	10 786,68	G10A500500149	113311420	WORKING FOR WATER (DWAR)	CLEARING CONTRACTS	ALIEN PLANT ERADICATION	Not Highest Points
MINOLCO	2017/06/27	333 579,15	MINOLCO - AGB JUNE 2017	111020404	ADMIN. SUPPORT SERVICE	MAINTENANCE CONTRACTS	PHOTOCOPY MACHINES	Long term Contract
MULTI CHOICE	2017/06/27	12 454,27	MULTI CHOICE - AGB JUNE 2017	110020196	SUNDRY EXPENDITURE OF COUNCIL	PROFESSIONAL BODIES/MEMBERSHIP	COMMUNICATION CENTRE	Long term Contract

Cheque Name	Ord.Date	Amount	Comment	Vote No.	Department	Item	Com.Description	Procurement type
NAMIBIA MEDIA HOLDINGS (PTY) L	2017/04/19	72 715,50	BOOKING OF 54 SQUARE METRE STAND & LIQUOR LICENSE NAMIBIA TOURISM EXPO 2017	110045510	ECONOMIC DEVELOPMENT	MISSIONS/EXHIBITIONS/TRADE SHO	RENTAL EXHIBITION SPACE	Sole Provider/Agent
NAMIBIA MEDIA HOLDINGS (PTY) L	2017/05/03	15 732,00	PUBLICATION : NAMIBIA TOURISM EXPO	110041079	ECONOMIC DEVELOPMENT	INVESTMENT ATTRACTION PROGRAM	MEDIA: NEWS PAPERS/MAGAZINES/Etc.	Impractical
NASHUA COMMUNICATIONS (PTY) LT	2017/06/08	19 533,20	INVESTIGATE FAULTY LINES: 2016/2017	111668066	COMMUNICATION/TELEPHONE	COMMUNICATION: TELEPHONE INSTA	STRIP & REPAIR WORK - ELECTRONIC/Etc.	Long Term Contract
REED EXHIBITIONS (PTY) LTD	2017/05/03	163 175,27	FLOOR SPACE & FURNITURE: WORL TRAVEL MARKET : 19-21/04/2017	111030351	TOURISM	EXHIBITIONS	RENTAL EXHIBITION SPACE	Sole Provider/Agent
RENTOKIL (PTY) LTD	2017/06/30	10 355,71	PROVISION OF SANITERY & HYGIENE SERVICES	111640323	PROPERTY MANAGEMENT	SANITARY SERVICES / MEDICAL WA	SERVICING OF EQUIPMENT BY AGENT	Impractical
RKC PROJECTS (NPC) T/A RADIO K	2017/05/09	30 000,00	RADIO CAMPAIGN:	110100244	PUBLIC RELATIONS	COMMUNICATION	SINGLE PROV. SABC & OTHER COMM.	Sole Provider/Agent
SAGE VIP A DIV OF SAGE SOUTH A	2017/06/20	856,14	M-SCOA PAYROLL IMPLEMENTATION	112050602	BUDGET AND FIN. SERVICES	SCOA IMPLEMENTATION	SOFTWARE & SUPPORT	Long term Contract
SALGA	2017/05/15	17 571,00	TASK: JOB EVALUATION COSTS FOR 2016/2017	110020341	SUNDRY EXPENDITURE OF COUNCIL	TASK POST EVALUATION	SERVICES - SPECIFIC SUPPLIER	Sole Provider/Agent
SERVEST (PTY) LTD	2017/06/26	17 675,28	PROVISION OF SANITERY & HYGIENE SERVICES	111640323	PROPERTY MANAGEMENT	SANITARY SERVICES / MEDICAL WA	SERVICING OF EQUIPMENT BY AGENT	Impractical
SHARP	2017/05/10	462,62	CWDM OFFICES SHARP	110200144	AUDIT	PRINTING & STATIONERY	PHOTOCOPY MACHINES	Long term Contract
SITA (SOC) LTD	2017/06/07	15 682,45	VAT	310755011	KREDITEURE	ARWAGREK.: ONTVANGER VAN INK.	IT RELATED GOODS & SERVICES	Other Organs of State
SITSHWELE CONTRACTORS CC	2017/05/11	19 835,78	G10A500500151	113311420	WORKING FOR WATER (DWAF)	CLEARING CONTRACTS	ALIEN PLANT ERADICATION	Not Highest Points
SOUTH AFRICAN ROAD FEDERATION	2017/04/10	9 300,00	MEMBERSHIP FEES	113610221	PAALIE- HOOF/AFD INDIREK	MEMBER FEES	MISCELLANEOUS	Sole Provider/Agent
SOUTH AFRICAN ROAD FEDERATION	2017/04/25	6 350,00	REGISTRATION : MR STEVENS	113610258	PAALIE- HOOF/AFD INDIREK	TRAINING	TRAINING (SPECIFIC)	Impractical
STELLENBOSCH MUNICIPALITY	2017/06/27	11 139,58	STELLENBOSCH MUNICIPALITY	111640182	PROPERTY MANAGEMENT	RENTAL - BUILDINGS	RENTAL - FIXED PROPERTY	Long term Contract
TELKOM	2017/06/27	1 415 417,73	TELKOM	111668064	COMMUNICATION/TELEPHONE	COMMUNICATION: T/PHONE: FAX: T	SERVICES - TELEPHONE	Long term Contract
THE VISA SHOP CC	2017/05/03	2 500,00	VISAS TO NAMIBIA : G DANIELS & R VAN WYK	110048120	ECONOMIC DEVELOPMENT	TRAVEL AGENCIES AND VISUMS	MISCELLANEOUS	Impractical
VODACOM	2017/06/27	24 720,84	VODACOM	116200215	FIRE FIGHTING SERVICE CL	CELLPHONE CHARGES	CELL PHONE - SERVICE CHARGES	Long term Contract
WITZENBERG MUNICIPALITY	2017/06/27	16 381,80	WITZENBERG MUNICIPALITY	111640182	PROPERTY MANAGEMENT	RENTAL - BUILDINGS	RENTAL - FIXED PROPERTY	Long term Contract
WORCESTER FM (PTY) LTD	2017/05/30	80 000,00	RADIO CAMPAIGN	110100244	PUBLIC RELATIONS	COMMUNICATION	SABC & OTHER RADIO & TV ADVERTISING	Impractical
# of Transactions								
QUARTERLY FUEL REPLENISHMENT:								
(SUMMARY)								
BERGZICHT MOTORS (PTY) LTD	April 2017	170 602,76	MONTHLY FUEL REPLENISHMENT -	246	ALL DEPARTMENTS	FUEL - DIESEL	FUEL - DIESEL	Sole Supplier/ Agent
CDR MOTORS (EDMS) BPK H/A CERE	April 2017	52 787,99	MONTHLY FUEL REPLENISHMENT -	97	ALL DEPARTMENTS	FUEL - DIESEL	FUEL - DIESEL	Sole Supplier/ Agent
DROOMERS GARAGE SOMERSET WEST	April 2017	61 363,77	MONTHLY FUEL REPLENISHMENT -	55	ALL DEPARTMENTS	FUEL - DIESEL	FUEL - DIESEL	Sole Supplier/ Agent
KAAP AGRI BEDRYF BEPERK (BRAND	April 2017	181 802,15	MONTHLY FUEL REPLENISHMENT -	177	ALL DEPARTMENTS	FUEL - DIESEL	FUEL - DIESEL	Sole Supplier/ Agent
NORTHERN PAARL SERVICE STATION	April 2017	77 010,15	MONTHLY FUEL REPLENISHMENT -	112	ALL DEPARTMENTS	FUEL - DIESEL	FUEL - DIESEL	Sole Supplier/ Agent
ROBERTSON SHELL TRUST	April 2017	81 565,60	MONTHLY FUEL REPLENISHMENT -	109	ALL DEPARTMENTS	FUEL - DIESEL	FUEL - DIESEL	Sole Supplier/ Agent
STELLENBOSCH SQUARE SERVICE ST	April 2017	6 697,75	MONTHLY FUEL REPLENISHMENT -	10	ALL DEPARTMENTS	FUEL - DIESEL	FUEL - DIESEL	Sole Supplier/ Agent
THEO EVERSON MOTORS (EDMS) BPK	April 2017	77 580,46	MONTHLY FUEL REPLENISHMENT -	125	ALL DEPARTMENTS	FUEL - DIESEL	FUEL - DIESEL	Sole Supplier/ Agent

CONTRACT REGISTER: JUNE 2017

Contract Number	Contract Title	Department	Contract Manager	Name of supplier	Date of Award	Contract Period	Contract Value	Comments
Q2015/009	CARPORTS EXTENSION CWDM ROBERTSON	TECHNICAL SERVICES	T. SOLOMON	MEYER ELECTRICAL & CONSTRUCTION	Friday, 10 July 2015	NOT SPECIFIED	R 66 954.36	Service delivery in progress
Q2015/010	ALUMINIUM LOUVRE INSTALLATION	TECHNICAL SERVICES	T. SOLOMON	VRIES AIRCONDITIONING & REFRIGERATION	Friday, 10 July 2015	NOT SPECIFIED	R 61 835.99	Satisfactory service. Contract concluded.
Q2015/012	SERVICING AND CLEANING OF PORTABLE TOILETS	CDPS	S. MINNIES	BOLAND TOILET SERVICES (PTY) LTD	Wednesday, 08 July 2015	01/07/2015 - 30/06/2016	NOT FIXED	Satisfactory service. Contract concluded.
Q2015/017	ABLUTION FACILITY AT CERES OFFICES	TECHNICAL SERVICES	T. SOLOMON	MEYER ELECTRICAL & CONSTRUCTION	Friday, 10 July 2015	NOT SPECIFIED	R 146 491.53	Satisfactory service. Contract concluded.
Q2015/019	ABLUTION FACILITY AT BERGRIVIER PRIMARY	TECHNICAL SERVICES	C. SWART	MASANDA TRADING CC	Thursday, 23 July 2015	NOT SPECIFIED	R 120 000.00	Service delivery in progress
Q2015/020	CLEANING SERVICES AT STORES WORCESTER	TECHNICAL SERVICES	F. MOSTERT	WINELANDS ENTREPRENEURIAL ENTERPRISES	Tuesday, 28 July 2015	01/08/2015 - 30/06/2016	R 53 147.60	Satisfactory service. Contract concluded.
Q2015/021	CLEANING SERVICES AT STORES ROBERTSON	TECHNICAL SERVICES	F. MOSTERT	TOP N NOS CC	Tuesday, 28 July 2015	01/08/2015 - 30/06/2016	R 120 000.00	Service delivery in progress
Q2015/039	PRE-PACKED LUNCES FOR GOLDEN GAMES	CDPS	V. DE WEE	MVAMBANE TRADING CC	Tuesday, 28 July 2015	ONCE OFF SUPPLY AND DELIVERY	R 120 000.00	Satisfactory products and service. Contract concluded.
T2015/005	TRAVEL AGENCY	BTO	E. BEUKES	GEMINI MOON TRADING 7 (PTY) LTD T/A NEXUS TRAVEL	Thursday, 09 July 2015	01 AUG 2015 - 30 JUNE 2017	NOT FIXED	Service delivery in progress
T2015/016	SERVICING AND MAINTENANCE CONTRACT: AIRCONDITIONERS	TECHNICAL SERVICES	T. SOLOMON	VRIES AIRCONDITIONING AND REFRIGERATION	Thursday, 09 July 2015	01 AUG 2015 - 30 JUNE 2016	WITZENBERG - R 85 DRAKENSTEIN - R 92 STELLENBOSCH - R 159 215.00 BREDE VALLEY - R 147 400.00 LANGEBERG - R 48 065.00	Satisfactory products and service. Contract concluded.
T2015/017	SERVICING AND MAINTENANCE CONTRACT: ELECTRICAL WORK	TECHNICAL SERVICES	T. SOLOMON	MEYER ELECTRICAL AND CONSTRUCTION	Thursday, 09 July 2015	01 AUG 2015 - 30 JUNE 2016	WITZENBERG - R 85 DRAKENSTEIN - R 551.30 STELLENBOSCH - R 129 865.95 BREDE VALLEY - R 172 698.60 LANGEBERG - R 85 170 988.60 551.30	Satisfactory service. Contract concluded.
T2015/018	SERVICING AND MAINTENANCE CONTRACT: PLUMBING WORK	TECHNICAL SERVICES	T. SOLOMON	MEYER ELECTRICAL AND CONSTRUCTION	Thursday, 09 July 2015	01 AUG 2015 - 30 JUNE 2016	WITZENBERG - R 37 DRAKENSTEIN - R 56 STELLENBOSCH - R 232.78 BREDE VALLEY - R 110 641.56 LANGEBERG - R 38 107 221.56 096.52	Satisfactory products and service. Contract concluded.
Q2015/011	AIR CONDITIONER INSTALLATION CWDM OFFICES WORCESTER	TECHNICAL SERVICES	T. SOLOMON	Louwco Cooling Solutions	Tuesday, 11 August 2015	NOT SPECIFIED	R 161 025.00	Satisfactory products and service. Contract concluded.
Q2015/023	SUPPLY AND DELIVERY OF LAYFLAT FIRE HOSES: 30M X 25MM COMPLETE WITH GEGA COUPLINGS	CDPS	D. WILDS	Alles Feuer CC	Sunday, 23 August 2015	ONCE OFF SUPPLY AND DELIVERY	R 78 000.00	PTT Twentyfour 7 T/A Audearnus Aviation withdraw tender. Satisfactory service from remaining service provider

Contract Number	Contract Title	Department	Contract Manager	Name of supplier	Date of Award	Contract Period	Contract Value	Comments
Q2015/025	SUPPLY, DELIVERY AND INSTALLATION OF INDUSTRIAL WASHING & DRYING MACHINES, TO CAPE WINELANDS FIRE STATION AT PAPAGAIRAND STREET, STELLENBOSCH	CDPS	D. WILDS	LEAD LAUNDRY CATERING (PTY) LTD	Thursday, 20 August 2015	ONCE OFF SUPPLY AND DELIVERY	R 145 722,78	Satisfactory products and service. Contract concluded.
Q2015/026	REHABILITATION OF TOILETS, ROODEWAL WORCESTER	CDPS	C. BOSTANDER	CUM LAUDE KONSTRUKSIE BK	Monday, 17 August 2015	NOT SPECIFIED	R 45 144,00	Satisfactory products and service. Contract concluded.
Q2015/027	HEALTH EDUCATION SESSIONS ON FARMS	CDPS	H. KEYSER	KEEP THE DREAM 285	Tuesday, 11 August 2015	NOT SPECIFIED	NO FIXED	Satisfactory products and service. Contract concluded.
Q2015/028	TREES AND SHRUBS	CDPS	F. DU TOIT	TULBACH KWEEKERY 2 BK	Tuesday, 04 August 2015	ONCE OFF SUPPLY AND DELIVERY	R 177 660,00	Satisfactory product delivered.
Q2015/034	RESERVOIR TANKS, BOOSTER PUMP AT DE NOVA SPORT FIELD	TECHNICAL SERVICES	C. SWART	T & A SERVICES	Tuesday, 11 August 2015	NOT SPECIFIED	R 91 503,50	Service delivery in progress
Q2015/040	UPGRADE MEN'S ABLUTION FACILITIES AT CWDM STELLENBOSCH	TECHNICAL SERVICES	T. SOLOMON	MEYER ELECTRICAL & CONSTRUCTION	Tuesday, 11 August 2015	NOT SPECIFIED	R 91 967,67	Service delivery in progress
Q2015/041	UPGRADE OF LADIES TOILETS STELLENBOSCH	TECHNICAL SERVICES	T. SOLOMON	MEYER ELECTRICAL & CONSTRUCTION	Tuesday, 11 August 2015	NOT SPECIFIED	R 117 331,67	Service delivery in progress
Q2015/043	CULINARY TRAINING	CDPS	E. NICHOLS	GAD GUESTHOUSE	Thursday, 20 August 2015	NOT SPECIFIED	R 164 160,00	Satisfactory service to date. Service delivery still in progress
Q2015/051	ALIEN CLEARING OF ALIEN PLANTS NIEUWE DRIFT	CDPS	Q. BALIE	WINELANDS ECHO (PTY) LTD	Thursday, 20 August 2015	NOT SPECIFIED	R 49 434,35	Satisfactory service to date. Service delivery still in progress
T2015/019	MENTORSHIP DEVELOPMENT PROGRAMME FOR THE CAPE WINELANDS DISTRICT MUNICIPALITY'S ENTREPRENEURIAL SEED FUND AND SMALL FARMER SUPPORT PROGRAMMES BENEFICIARIES FOR A THREE-YEAR PERIOD	CDPS	G. DANIELS	URBAN ECON DEVELOPMENT ECONOMISTS (PTY) LTD	Thursday, 06 August 2015	01/09/2015 - 31/08/2018	R 1 539 798,00	Satisfactory Service. Awaiting complete product.
	PLANTING OF TREES BREEDEVALLEY	CDPS	F. DU TOIT	Aplon Trading & Golden Rewards 1727 cc	Wednesday, 16 September 2015	Not specified	R 6 586,00	Satisfactory product delivered.
Q2015/030	PLANTING OF TREES DRAKENSTEIN	CDPS	F. DU TOIT	AA Forestry	Friday, 18 September 2015	Not specified	R 9 074,00	Satisfactory products and service. Contract concluded.
Q2015/031	PLANTING OF TREES LANGEBERG	CDPS	F. DU TOIT	Robin Algemene Diensle	Friday, 18 September 2015	Not specified	R 9 270,00	Service delivery in progress
Q2015/032	PLANTING OF TREES STELLENBOSCH	CDPS	F. DU TOIT	El-Channun Trading (Pty) Ltd	Friday, 18 September 2015	Not specified	R 8 180,00	Satisfactory product delivered. Contract concluded.
Q2015/033	PLANTING OF TREES WITZENBERG	CDPS	F. DU TOIT	HACB Projects	Friday, 18 September 2015	Not specified	R 9 772,00	Satisfactory service. Contract concluded.
Q2015/035	CONTAINER STORAGE	CDPS	W. JOSIAS	African Hospital Suppliers/Distributors	Monday, 07 September 2015	Not specified	R 93 195,00	Satisfactory service. Contract concluded.
Q2015/036	FITNESS EQUIPMENT	CDPS	W. JOSIAS	Fitness Breakthru CC	Monday, 07 September 2015	Not specified	R 83 500,00	Service delivery in progress
Q2015/037	GENERATORS	CDPS	W. JOSIAS	BM Power (Pty) Ltd	Monday, 07 September 2015	Not specified	R 42 153,51	Service delivery in progress
T 2015/068	UPGRADING OF STORMWATER MASTER PLAN FOR MONTAGU	TECHNICAL SERVICES	C. SWART	Gibb Engineering & Architecture	Monday, 14 September 2015	NOT SPECIFIED	R 354 500,00	Service delivery in progress
T 2015/023	PLAN - TULBAGH CENTRAL BUSINESS DISTRICT (CBD) - WITZENBERG MUNICIPALITY	TECHNICAL SERVICES	B. KURTZ	Gibb Engineering & Architecture	Monday, 14 September 2015	Not specified	R 744 000,00	Satisfactory service performed. Contract concluded.

Contract Number	Contract Title	Department	Contract Manager	Name of supplier	Date of Award	Contract Period	Contract Value	Comments
T 2015/028	CALL FOR PROPOSALS DEVELOPMENT OF EDUCATIONAL MATERIAL - URBAN SCHOOL PRECINCTS	TECHNICAL SERVICES	B. KURTZ	Tiger Eye Trading Amasini Nama Hathi (Pty) Ltd. Lewis Bush Clearing and Fire Fighting; Stern in die Bos; Wildlife Management Resources	Monday, 14 September 2015	Not specified	R 380 000,00	Satisfactory service. Contract Concluded
T 2015/010	GROUND CREWS FOR FIRE FIGHTING AND FIRE RELATED FUNCTIONS FOR THE PERIOD 01 SEPTEMBER 2015 TO 30 JUNE 2017	CDPS	D WILDS		Monday, 14 September 2015	01/09/2015-30/06/2017	NOT FIXED	Service delivery in progress.
T 2015/011	SUPPLY AND DELIVERY OF EXTINGUISHERS, REFILLING OF EXTINGUISHERS AND RELATED FIRE EXTINGUISHING MATERIAL FOR THE PERIOD 01 OCTOBER 2015 TO 31 MAY 2016	CDPS	D. WILDS	Allies Feuer CC; Firewire System Solutions (Pty) Ltd	Monday, 14 September 2015	01/10/2015-30/06/2016	NOT FIXED	Satisfactory service to date. Service delivery still in progress
T 2015/027	SECURITY SERVICES FOR THE ROADS DEPARTMENT, CERES, ROBERTSON AND WORCESTER FOR THE PERIOD 01 SEPTEMBER 2015 TO 30 JUNE 2016	TECHNICAL SERVICES	F. MOSTERT	Zingange T/A Hobo Security	Monday, 14 September 2015	01/10/2015-30/06/2016	NOT FIXED	Satisfactory service. Contract Concluded.
Q 2015/082	: APPOINTMENT OF MS T. AJAM TO PLAN A ONE DAY WORKSHOP, A FURTHER HALF DAY SESSION AND TO COMPLETE THE FINAL SPECIFICATIONS BASED ON INPUTS FROM A WORKSHOP TO BE HELD ON 9 OCTOBER 2015 FOR A DISTRICT FUNDING RESEARCH INITIATIVE OF THE DISTRICT MUNICIPALITIES IN THE WESTERN CAPE	BTO	M. LESCH	T. AJAM	Monday, 05 October 2015	NOT SPECIFIED	R 71 675,00	Satisfactory service. Contract Concluded.
Q2015/047	WIRELESS ACCESS POINTS	TECHNICAL SERVICES	I. VAN SCHALKWYK	NATIONAL INTERNET TECHNOLOGIES (PTY) LTD	Wednesday, 07 October 2015	Not Specified	R 6005,69 per unit	Service delivery in progress
Q2015/045	SUPPLY AND DELIVERY OF PRINTER	TECHNICAL SERVICES	I. VAN SCHALKWYK	DATATEGRA	Wednesday, 07 October 2015	Supply & Delivery	R 65 550,00	Service delivery in progress
Q2015/046	SUPPLY AND DELIVERY OF ADOBE MASTER COLLECTION C26 SOFTWARE OR EQUIVALENT	TECHNICAL SERVICES	I. VAN SCHALKWYK	NATIONAL INTERNET TECHNOLOGIES (PTY) LTD	Wednesday, 07 October 2015	Supply & Delivery	R 9 730,07	Service delivery in progress
Q2015/048	FIRE FIGHTING UNIFORMS	CDPS	W. JOSIAS	SPARKS & ELLIS (PTY) LTD AND STEVENRIDGE CC	Thursday, 22 October 2015	Not Specified	NOT FIXED	Service delivery in progress
Q2015/053	COMPLETE DESKTOPS	TECHNICAL SERVICES	I. VAN SCHALKWYK	MANTELLA IT SUPPORT SERVICES (PTY) LTD	Tuesday, 20 October 2015	Supply & Delivery	R 12 856,95 PER DESKTOP	Service delivery in progress
Q2015/059	ROLLER SHUTTER DOORS AT CWDWM VEHICLE WORKSHOP PAARL	TECHNICAL SERVICES	T. SOLOMON	MASANDA TRADING CC	Monday, 19 October 2015	Not Specified	R 90 548,14	Service delivery in progress
Q2015/065	WASHBAY/SHADE PORT CWDWM FIRE STATION	TECHNICAL SERVICES	T. SOLOMON	AMS CIVILS (PTY) LTD	Monday, 19 October 2015	Not Specified	R 195 965,32	Service delivery in progress
Q2015/066	PAVING AT CWDWM FIRE STATION, WORCESTER	TECHNICAL SERVICES	T. SOLOMON	AMS CIVILS (PTY) LTD	Monday, 19 October 2015	Not Specified	R 89 801,96	Service delivery in progress
Q2015/067	WASHBAY AT CWDWM FIRE STATION, ROBERTSON	TECHNICAL SERVICES	T. SOLOMON	AMS CIVILS (PTY) LTD	Monday, 19 October 2015	Not Specified	R 141 277,58	Service delivery in progress
Q2015/068	VEHICLE ACCESS GATE AND FENCE CWDWM FIRE STATION ROBERTSON	TECHNICAL SERVICES	T. SOLOMON	AMS CIVILS (PTY) LTD GATEWAY METALWORKS CC	Monday, 19 October 2015	Not Specified	R 88 006,97	Service delivery in progress
Q2015/077	K53 DRIVERS LICENCE TRAINING	CDPS	V. DE WEE	SHINE THE WAY DRIVING SCHOOL	Tuesday, 20 October 2015	Not Specified	NOT FIXED	Delivery will only commence from 1 August 2016
Q2015/081	SUPPLY AND DELIVERY OF 20 L INDIGENOUS TREES INCLUDING FERTILIZER AND DELIVERY	CDPS	F. DU TOIT	TULBACH KWEKERY 2 BK	Monday, 19 October 2015	Not Specified	NOT FIXED	Delivery will only commence from 1 August 2016
T2015/032	PROVISION OF SOLAR WARM WATER SYSTEMS AS D.I.Y. PACKAGES	TECHNICAL SERVICES	C. SWART	Itakane Trading 138 (Pty) Ltd	Friday, 16 October 2015	Not Specified	R 6450,00 PER UNIT	Delivery will only commence from 1 August 2016

Contract Number	Contract Title	Department	Contract Manager	Name of supplier	Date of Award	Contract Period	Contract Value	Comments
T2015/040	PROVIDE AND INSTALL A SEWER PACKAGE PLANT AT GROENBERG AND RONDEHEUWEL PRIMARY SCHOOLS	TECHNICAL SERVICES	C. SWART	New World Water Sanitation	Friday, 16 October 2015	Not Specified	R 344 432,40	Delivery will only commence from 1 August 2016
T2015/009	AERIAL FIRE-FIGHTING SUPPORT SERVICES IN THE CAPE WINELANDS DISTRICT FOR THE PERIOD 01 DECEMBER 2015 TO 30 APRIL 2016 AND FOR THE PERIOD 01 DECEMBER 2016 TO APRIL 2017	CDPS	D. WILDS	Henley Air (Pty) Ltd and PTT Twentyfour 7 T/A Audemus Aviation	Friday, 16 October 2015	01/12/2015-30/04/2016 & 01/12/2016-30/04/2017	NOT FIXED	Delivery will only commence from 1 August 2016
T2015/024	INTERACTIVE THEATRE ENVIRONMENTAL AWARENESS	CDPS	J. LE ROUX	Ekapa Trading CC	Friday, 16 October 2015	Not Specified	R 329 400,00	Delivery will only commence from 1 August 2016
T2015/042	SUPPLY AND DELIVERY OF IT SERVICE DESK APPLICATION	TECHNICAL SERVICES	I. VAN SCHALKWYK	Mantella It Support Services (Pty) Ltd	Friday, 16 October 2015	Once off supply and delivery	R 214 189,38	Delivery will only commence from 1 August 2016
T2015/029	SUPPLY AND DELIVERY OF LAPTOPS SUPPLY, DELIVERY, INSTALLATION AND COMMISSIONING OF ONE DIGITAL BLACK AND ONE DIGITAL COLOUR COPIER/MULTIFUNCTIONAL DEVICES	TECHNICAL SERVICES	I. VAN SCHALKWYK	Madge Computers CC	Friday, 16 October 2015	Once off supply and delivery	R 1 142 166 per unit	Delivery will only commence from 1 August 2016
T2015/039	IMPROVEMENTS TO PUBLIC TRANSPORT INFRASTRUCTURE AT GROENBERG AND RONWE PRIMARY SCHOOLS	TECHNICAL SERVICES	B. KURTZ	T & T Trading	Friday, 13 November 2015	Not specified	R 2 655 231,91	Delivery will only commence from 1 August 2016
T2015/055	DEVELOPMENT OF PUBLIC TRANSPORT INFRASTRUCTURE AT RURAL SCHOOLS NON-MOTORIZED TRANSPORT (NMT) CLUSTERS: EXTENSION / UPGRADING OF EXISTING SIDEWALKS	TECHNICAL SERVICES	B. KURTZ	Aurecon SA (Pty) Ltd	Friday, 13 November 2015	Not specified	R 360 000,00	Delivery will only commence from 1 August 2016
T2015/057	LABOUR INTENSIVE CLEARING OF INVASIVE ALIEN PLANTS WITHIN THE CAPE WINELANDS DISTRICT MUNICIPAL AREA FOR A 2 YEAR PERIOD	CDPS	Q. BALIE	• EAM 73 Enterprises (Pty) Ltd • Fatis Woodpeckers • Hanunqua Construction CC • JAH Guide Davids Agriculture (Pty) Ltd • JF George Trading • Wineands Echo (Pty) Ltd	Friday, 13 November 2015	Not specified	R 449 000,00	Delivery will only commence from 1 August 2016
T2015/054	PROVISION AND MAINTENANCE FOR CHEMICAL TOILETS AT SANDHILLS FOR A THREE YEAR PERIOD	TECHNICAL SERVICES	C. SWART	Waco Africa (Pty) Ltd T/A Sanitec	Friday, 13 November 2015	3 YEARS	NOT FIXED	Satisfactory service to date. Services delivery still in progress
T2015/060	SUPPLY AND DELIVERY OF ONE (1) MAJOR 4X4 FIRE FIGHTING VEHICLE	CDPS	D. WILDS	Fire Raiders (Pty) Ltd	Friday, 13 November 2015	Not specified	R 2 498 177,99	Satisfactory Service. Awaiting complete product.
T2015/061	SUPPLY AND DELIVERY OF A 4X4 DOUBLE-CAB BAKKIE	CDPS	D. WILDS	Fire Raiders (Pty) Ltd	Friday, 13 November 2015	Not specified	R 499 604,89	Satisfactory product delivered.
T2015/030	SAN SERVERS	TECHNICAL SERVICES	I. VAN SCHALKWYK	ULINGANO ALLIANCE (PTY) LTD	Monday, 14 December 2015	Supply & delivery	R 130 137,84	Satisfactory products and service. Contract concluded.
T2015/047	EXTENSION OF EXISTING SIDEWALKS, ROBERTSON, PAARL, WELLINGTON	TECHNICAL SERVICES	B. KURTZ	WORLD FOCUS 2256 CC T/A WF CONSTRUCTION	Monday, 14 December 2015	Not Specified	R 4 468 042,41	Service delivery in progress
T2015/056	ROUTER AND SWITCHES REPLACEMENTS	TECHNICAL SERVICES	I. VAN SCHALKWYK	MANTELLA IT SUPPORT SERVICES (PTY) LTD	Monday, 14 December 2015	NOT SPECIFIED	R 548 484,99	Satisfactory product delivered. Contract concluded.
T2015/048	ABLUTION FACILITIES FIRE STATION CERES	TECHNICAL SERVICES	T. SOLOMON	MEYER ELECTRICAL AND CONSTRUCTION CC	Monday, 14 December 2015	Not Specified	R 376 213,56	Satisfactory service. Contract concluded.
T2015/070	LEVELLING AND REHABILITATION OF SPORTFIELD IN GOUDINI.	TECHNICAL SERVICES	C. SWART	C DEVINE T/A WOOD LANDSCAPE	Monday, 14 December 2015	Not Specified	R 245 385,00	Satisfactory service performed. Contract concluded.
T2015/037	TENNIS COURTS IN RURAL AREAS	TECHNICAL SERVICES	C. SWART	PROTEA SPORTS COURTS KZN	Monday, 14 December 2015	Not Specified	R 2 039 209,20	Service delivery in progress
T2015/069	PROTECTIVE CLOTHING ROADS DEPARTMENT	TECHNICAL SERVICES	A. STEVENS	PIENAAR BROS AND TRF SPORT	Monday, 14 December 2015	3 years	NOT FIXED	Service delivery in progress

Contract Number	Contract Title	Department	Contract Manager	Name of supplier	Date of Award	Contract Period	Contract Value	Comments
T2015/033	LABOUR-INTENSIVE CLEANING AND GRASS-CUTTING OF PROVINCIAL ROAD RESERVES: CERES	TECHNICAL SERVICES	C SWART	BERCOR TRADING CC	Monday, 14 December 2015	Not Specified	R 480 168,00	Satisfactory service performed. Contract concluded.
T2015/041	FLOODLIGHTS AT VARIOUS SPORT FIELDS LABOUR-INTENSIVE CLEANING AND GRASS-CUTTING OF PROVINCIAL ROAD RESERVES: WORCESTER / ROBERTSON	TECHNICAL SERVICES	C SWART	ALSU ENTERPRISES	Monday, 14 December 2015	Not Specified	R 220 926,76	Satisfactory service performed. Contract concluded.
T2015/036	CONSTRUCTION OF ABUTION FACILITIES AT GLEN HEATLE PRIMARY	TECHNICAL SERVICES	C SWART	BERCOR TRADING CC	Monday, 14 December 2015	Not Specified	R 560 196,00	Satisfactory service performed. Contract concluded.
Q2015/096	CUSTOMIZATION OF EXISTING UNITY PROGRAMME	CDPS	J. THUYNSMA	UMOVA SOFTWARE (PTY) LTD	Friday, 04 December 2015	Not Specified	R 155 040,00	Satisfactory products and service. Contract concluded.
Q2015/092	SUPPLY AND DELIVERY OF PORTABLE SINGLE STAGE FIRE PUMP	CDPS	D. WILDS	FIRE RAIDERS (PTY) LTD	Monday, 07 December 2015	Not Specified	R 67 908,54	Satisfactory product delivered.
T2015/075	SUPPLY AND DELIVERY: SPARE PARTS, SERVICE, REPAIR AND OVERHAUL OF MOTOR VEHICLES, EARTHMOVING AND CONSTRUCTION EQUIPMENT BY ORIGINAL EQUIPMENT MANUFACTURERS (OEM) FOR A PERIOD OF TWENTY FOUR (24) MONTHS (WESTERN CAPE DEPARTMENT OF TRANSPORT AND PUBLIC WORKS)	TECHNICAL SERVICES	J. MCCLEAN	Various Bidders	Monday, 14 December 2015	Not Specified	NOT FIXED	Satisfactory service to date. Service delivery still in progress
T2015/076	SUPPLY AND DELIVERY: SPARE PARTS, SERVICE, REPAIR AND REPLACEMENT OF COMPONENTS OF MOTOR VEHICLES, EARTHMOVING AND CONSTRUCTION EQUIPMENT BY ORIGINAL EQUIPMENT MANUFACTURERS (OEM) FOR A PERIOD OF TWENTY FOUR (24) MONTHS (WESTERN CAPE DEPARTMENT OF TRANSPORT AND PUBLIC WORKS)	TECHNICAL SERVICES	J. MCCLEAN	Various Bidders	Monday, 14 December 2015	Not Specified	NOT FIXED	Satisfactory service to date. Service delivery still in progress
T2015/071	DISTRICT FUNDING RESEARCH INITIATIVE (DFRI) FOR DISTRICT MUNICIPALITIES IN THE WESTERN CAPE	BTO	M. LESCH	Palmer Development Group	Thursday, 17 December 2015	NOT SPECIFIED	R 1 522 672,00	Service delivery in progress.
T2015/072	LEASE OF OFFICE: ACCOMMODATION, WELLINGTON FOR A 3-YEAR PERIOD	FINANCIAL & ADMINISTRATIVE SUPPORT SERVICES	W. NEETHLING	LSW EIENDOMME	Thursday, 21 January 2016	3 years	R 855 726,50	Satisfactory service to date. Service delivery still in progress
T2015/034	LABOUR-INTENSIVE CLEANING AND GRASS-CUTTING OF PROVINCIAL ROAD RESERVES: DRAKENSTEIN	TECHNICAL SERVICES	C. SWART	WESSFRAN CONSTRUCTION (PTY) LTD	Thursday, 21 January 2016	Not specified	R 184 687,50	Service delivery in progress
T2015/034	LABOUR-INTENSIVE CLEANING AND GRASS-CUTTING OF PROVINCIAL ROAD RESERVES: STELLENBOSCH	TECHNICAL SERVICES	C. SWART	WESSFRAN CONSTRUCTION (PTY) LTD	Thursday, 21 January 2016	Not specified	R 178 125,00	Service delivery in progress
T2015/080	BSM 09/16 WORKS ON TRAFFIC SIGNALS	TECHNICAL SERVICES	A STEVENS	LAWULA SYSTEMS CC	Wednesday, 27 January 2016	6 months	NOT FIXED	Satisfactory service performed. Contract concluded.
Q2015/099	DEVELOPMENT, MANUFACTURE, SUPPLY AND DELIVERY OF LEARNER BACK-PACKS	TECHNICAL SERVICES	B. KURTZ	Tiger Eye Trading CC	Monday, 08 February 2016	Not Specified	R 58,00 PER BACKPACK	Products delivered. Contract Concl'uded
Q2015/102	HAND HELD SCANNERS ON-SITE INFORMATION COMMUNICATION TECHNOLOGY SERVICES AT STELLENBOSCH AND WORCESTER FOR THE PERIOD 01 APRIL 2016 TO 31 MARCH 2019	BTO	M. LESCH	ABACUS MICRO SYSTEMS SALDANHA CC	Monday, 08 February 2016	Not Specified	R 95 691,60	Products delivered. Contract Concl'uded
T2015/044	CONSTRUCTION OF WALL AT ENTRANCE TO WORCESTER	TECHNICAL SERVICES	I. VAN SCHALKWYK	MANTELLA IT SUPPORT SERVICES (PTY) LTD	Friday, 11 March 2016	3 Years	NOT FIXED	Service delivery in progress
T2015/073	CONSTRUCTION OF WALL AT ENTRANCE TO WORCESTER	TECHNICAL SERVICES	C. SWART	MASANDA TRADING CC	Friday, 11 March 2016	Not specified	R 0,01 per 1 Linear metre	Service delivery in progress

Contract Number	Contract Title	Department	Contract Manager	Name of supplier	Date of Award	Contract Period	Contract Value	Comments
Q 2015/098	SUPPLY AND DELIVERY OF UNIFORMS AND PROTECTIVE CLOTHING - THE LOGISTICAL SUPPORT SERVICES PERSONNEL FOR A ONE YEAR PERIOD	FINANCIAL & STRATEGIC SUPPORT SERVICES	E. BEUKES	SAFETY PROTECTIVE CLOTHING	Thursday, 03 March 2016	1 Year	NOT FIXED	Service delivery in progress
Q2015/104	BASIC BAKING SKILL TRAINING PROGRAMME FOR 20 WOMEN	CDPS	V/DE WEE	BOLAND COLLEGE	Thursday, 03 March 2016	Not specified	R 122 200,00	Service delivery in progress
Q 2015/106	SOFT SKILLS TRAINING PROGRAMME	FINANCIAL & STRATEGIC SUPPORT SERVICES	R. HOLLENBACH	Cape Peninsula University of Technology	Thursday, 03 March 2016	Not specified	NOT FIXED	Service delivery in progress
Q2015/109	FIRST AID LEVEL 1 AND 2 TRAINING BID NO WDM30/2014: ACCREDITED LEARNERSHIPS WITHIN THE LOCAL GOVERNMENT SECTOR - NATIONAL CERTIFICATE: SUPERVISION OF CONSTRUCTION PROCESS NQF 4 (SAQA ID: 49053)	CDPS	E. NICHOLS	J & I TRAINING SERVICES CC	Thursday, 03 March 2016	NOT SPECIFIED	R 795 per person	Service delivery in progress
T 2015/081	MANAGEMENT AND IMPLEMENTATION OF THE RURAL ROAD ASSET MANAGEMENT SYSTEM WITHIN THE CAPE WINELANDS FOR A PERIOD OF THREE YEARS	FINANCIAL & STRATEGIC SUPPORT SERVICES	R. HOLLENBACH	Academy for Construction Skills	Friday, 08 April 2016	1 Year	NOT FIXED	Service delivery in progress
Q2015/113	ICT AUDIT REVIEW	OFFICE OF THE MM	MM	SIZWE MTSALUBA GOBODO	20 April 206	NOT SPECIFIED	R 124 800,00	Service delivery in progress
Q2015/115	DRIVING LICENCE TRAINING	FINANCIAL & STRATEGIC SUPPORT SERVICES	R. HOLLENBACH	RABE BESTUURSKOOL	Tuesday, 12 April 2016	NOT SPECIFIED	R 157 835,00	Service delivery in progress
Q2015/116	BASIC WELDING COURSE	FINANCIAL & STRATEGIC SUPPORT SERVICES	R. HOLLENBACH	BOLAND COLLEGE	Thursday, 05 May 2016	NOT SPECIFIED	R 49 200,00	Service delivery in progress
Q2015/118	LEARNER PEAK CAPS SUPPLY AND DELIVERY OF VARIOUS SHRUBS	TECHNICAL SERVICES	B. KURTZ	PARKERSON THOMAS TECHNOLOGIES	Wednesday, 20 April 2016	NOT SPECIFIED	R 55,00 per cap	Products delivered. Contract Concl uted
Q2016/122	GROUP LIFE INSURANCE SCHEME FOR THE PERIOD FROM 01 JULY 2016 UNTIL 30 JUNE 2019	FINANCIAL & STRATEGIC SUPPORT SERVICES	K. SMIT	Verso Financial Services (Pty) Ltd	Monday, 16 May 2016	3 YEARS	NOT FIXED	Service delivery in progress
T 2016/001	ISIXHOSA TRANSLATION SERVICES FOR THE PERIOD 1 JULY 2016 TO 30 JUNE 2019	FINANCIAL & STRATEGIC SUPPORT SERVICES	E. BEUKES	Masiphame Trading 77 CC	Monday, 16 May 2016	3 YEARS	NOT FIXED	Service delivery in progress
T 2016/006	AFRIKANS AND ENGLISH TRANSLATION SERVICES FOR THE PERIOD 1 JULY 2016 TO 30 JUNE 2019	FINANCIAL & STRATEGIC SUPPORT SERVICES	E. BEUKES	Arina Wilson	Monday, 16 May 2016	3 YEARS	NOT FIXED	Service delivery in progress
T 2016/007	BID NO B/SM 87/15: REVIEW OF GRAP FINANCIAL STATEMENTS (STELLENBOSCH MUNICIPALITY)	FINANCIAL & STRATEGIC SUPPORT SERVICES	M. LESCH	Altimax (Pty) Ltd	Monday, 16 May 2016	NOT SPECIFIED	NOT FIXED	Service delivery in progress
T 2016/008	SECURITY AND ACCESS CONTROL SERVICES FOR 51 TRAPPES STREET, WORCESTER FOR THE PERIOD 01/07/2016 TO 30/06/2017	FINANCIAL & STRATEGIC SUPPORT SERVICES	E. BEUKES	Fidelity Security Services (Pty) Ltd	Monday, 16 May 2016	1 Year	76 983,65	Service delivery in progress
T 2016/009	STELLENBOSCH SECURITY AND ACCESS CONTROL SERVICES FOR THE PERIOD 01/07/2016 TO 30/06/2017	FINANCIAL & STRATEGIC SUPPORT SERVICES	E. BEUKES	Securitem (Pty) Ltd	Monday, 16 May 2016	1 Year	958 692,21	Service delivery in progress
T 2016/010	SECURITY AND ACCESS CONTROL SERVICES FOR 194 MAIN STREET, PAARL FOR THE PERIOD 01/07/2016 TO 30/06/2017	FINANCIAL & STRATEGIC SUPPORT SERVICES	E. BEUKES	Fidelity Security Services (Pty) Ltd	Monday, 16 May 2016	1 Year	212 635,46	Service delivery in progress

Contract Number	Contract Title	Department	Contract Manager	Name of supplier	Date of Award	Contract Period	Contract Value	Comments
T 2015/ 017	MAINTENANCE CONTRACT: ELECTRICAL WORK FOR THE PERIOD 15 JULY 2015 TO 30 JUNE 2016 – EXPANSION OF CONTRACT	TECHNICAL SERVICES	T. SOLOMON	MEYER ELECTRICAL AND CONSTRUCTION	Monday, 16 May 2016	1 month	113,097.00	Service delivery in progress
Q2015/126	HYDROGEOLOGICAL STUDY	CDPS	S. MINNIES	SRK Consulting Engineers	Monday, 23 May 2016	NOT SPECIFIED	63 743.10	Service delivery in progress
T 2016/012	SUPPLY AND DELIVERY OF STATIONERY AND A4 80 GSM PAPER FOR THE PERIOD 01 JULY 2016 TO 30 JUNE 2018	FINANCIAL & STRATEGIC SUPPORT SERVICES	W. DREYER	Western Cape Stationers	Friday, 10 June 2016	2 YEARS	NOT FIXED	Service delivery in progress
T 2016/013	SUPPLY AND DELIVERY OF COFFEE, TEA, COFFEE CREAMER, SUGAR, SWEETENER AND LONG-LIFE MILK FOR THE PERIOD 01 JULY 2016 TO 30 JUNE 2018	FINANCIAL & STRATEGIC SUPPORT SERVICES	D.THERON/F DAVIDSE	Bfred (Pty) Ltd	Friday, 10 June 2016	2 YEARS	NOT FIXED	Service delivery in progress
T 2016/033	SUPPLY AND DELIVERY OF CLEANING PRODUCTS FOR THE PERIOD 01 JULY 2016 TO 30 JUNE 2018	FINANCIAL & STRATEGIC SUPPORT SERVICES	D.THERON/F DAVIDSE	Bfred (Pty) Ltd	Friday, 10 June 2016	2 YEARS	NOT FIXED	Service delivery in progress
T 2016/049	SUPPLY AND DELIVERY OF PRINTER CARTRIDGES FOR THE PERIOD 01 JULY 2016 TO 30 JUNE 2018	FINANCIAL & STRATEGIC SUPPORT SERVICES	W.DREYER	Latolor CC	Friday, 10 June 2016	2 YEARS	NOT FIXED	Service delivery in progress
T 2016/015	SUPPLY, DELIVERY AND SPRAYING OF BITUMINOUS PRODUCTS AND RELATED SERVICES FOR THE PERIOD 01 JULY 2016 TO 30 JUNE 2019	TECHNICAL SERVICES	A STEVENS	Afrifell CC Colas South Africa Condoprops 1017 CC t/a Asphalt King Melvin's Transport Tosas (Pty) Ltd VW Civil Engineering Supplies CC	Friday, 10 June 2016	3 YEARS	NOT FIXED	Service delivery in progress
T 2016/016	SUPPLY AND DELIVERY OF CRUSHED STONE, GRIT, CRUSHER DUST, AGGREGATE FOR RAPID SETTING RUBBER MODIFIED SLURRY, MATERIAL FOR BASE COURSE, MATERIAL FOR SUBBASE, SELECTED MATERIAL, FILTER MATERIAL AND SAND FOR CONCRETE FOR THE PERIOD 01 JULY 2016 TO 30 JUNE 2019	TECHNICAL SERVICES	A STEVENS	Afrifell CC Afrimat Aggregates (Operations)(Pty)Ltd DP Truckhire FG Jacobs Transport CC Loppsy Trading Makaza Concrete Mixers CC Siyabonwa Resources	Friday, 10 June 2016	3 YEARS	NOT FIXED	Service delivery in progress
T 2016/019	SUPPLY AND DELIVERY OF GABION UNITS AND MATRESSES FOR THE PERIOD 01 JULY 2016 TO 30 JUNE 2019	TECHNICAL SERVICES	A STEVENS	Maccatani SA (Pty) Ltd	Friday, 10 June 2016	3 YEARS	NOT FIXED	Service delivery in progress
T 2016/022	SUPPLY AND DELIVERY OF HIGHWAY GUARDRAILS FOR THE PERIOD 01 JULY 2016 TO 30 JUNE 2019	TECHNICAL SERVICES	A STEVENS	Starture (Pty) Ltd Afrimat Aggregates (Operations)(Pty)Ltd Aqua Transport and Plant Hire (Pty) Ltd DP Truckhire FG Jacobs Transport CC Janene Transport Services Lenuro Trading (Pty)Ltd M & L Contractors (Pty) Ltd Masidhame Trading 729 CC Makaza Concrete Mixers CC Mayoli Trading Enterprise Moreson Grondverskuiwers Premier Attraction 217 CC WB Tipper Truck and Plant Hire (Pty) Ltd	Friday, 10 June 2016	3 YEARS	NOT FIXED	Service delivery in progress
T 2016/023	THE HIRE OF MECHANICAL EQUIPMENT AND CONSTRUCTION PLANT FOR THE PERIOD 01 JULY 2016 TO 30 JUNE 2019	TECHNICAL SERVICES	A STEVENS	Afrifell CC Afrimat Aggregates (Operations)(Pty)Ltd FG Jacobs Transport CC Melvin's Transport CC Siyabonwa Resources	Friday, 10 June 2016	3 YEARS	NOT FIXED	Service delivery in progress
T 2016/024	SUPPLY AND DELIVERY OF IRONSTONE (LATERITE) GRAVEL FOR THE PERIOD 01 JULY 2016 TO 30 JUNE 2019	TECHNICAL SERVICES	A STEVENS	Afrifell CC Afrimat Aggregates (Operations)(Pty)Ltd FG Jacobs Transport CC Melvin's Transport CC Siyabonwa Resources	Friday, 10 June 2016	3 YEARS	NOT FIXED	Service delivery in progress

Contract Number	Contract Title	Department	Contract Manager	Name of supplier	Date of Award	Contract Period	Contract Value	Contract Comments
T 2016/026	SUPPLY AND DELIVERY OF PRE-MIX CONCRETE FOR THE PERIOD 01 JULY 2016 TO 30 JUNE 2019	TECHNICAL SERVICES	A STEVENS	Makaza Concrete Mixers CC DP Truck hire	Friday, 10 June 2016	3 YEARS	NOT FIXED	Service delivery in progress
T 2016/027	SUPPLY AND DELIVERY OF ROAD LINE PAINT, THINNERS AND GLASS BEADS FOR THE PERIOD 01 JULY 2016 TO 30 JUNE 2019	TECHNICAL SERVICES	A STEVENS	IDP Paint Consultants CC Berlin Construction and Logistics (Pty) Ltd	Friday, 10 June 2016	3 YEARS	NOT FIXED	Service delivery in progress
T 2016/030	SUPPLY AND DELIVERY OF TRAFFIC CONTROL SIGNS FOR THE PERIOD 01 JULY 2016 TO 30 JUNE 2019	TECHNICAL SERVICES	A STEVENS	Bereen Enterprises CC Cape Otto Signs CC Nuway Enterprises CC Nuway Signs Kohler Signs (Pty) Ltd	Friday, 10 June 2016	3 YEARS	NOT FIXED	Service delivery in progress
T 2016/011	SECURITY SERVICES FOR THE ROADS DEPARTMENT, CERES, ROBERTSON AND WORCESTER FOR THE PERIOD 01 JULY 2016 TO 30 JUNE 2017	TECHNICAL SERVICES	A STEVENS	Hippo Security	Friday, 10 June 2016	1 YEAR	NOT FIXED	Service delivery in progress
T 2016/035	REPAIR AND MAINTENANCE CONTRACT: ELECTRICAL WORK FOR THE PERIOD 11 JULY 2016 TO 30 JUNE 2017	TECHNICAL SERVICES	T. SOLOMON	Meyer Electrical and Construction	Friday, 24 June 2016	1 YEAR	Witzenberg R 117 035,82 Drakenstein R 131 980,08 Stellenbosch R 238 698,90 Breede Valley R 170 247,60 Langeberg R 97 531,56	Service delivery in progress
T 2016/036	REPAIR, SERVICING AND MAINTENANCE CONTRACT: AIR CONDITIONERS FOR THE PERIOD 11 JULY 2016 TO 30 JUNE 2017	TECHNICAL SERVICES	T. SOLOMON	VRIES AIRCONDITIONING & REFRIGERATION	Friday, 24 June 2016	1 YEAR	Witzenberg R 72 220,00 Drakenstein R 94 150,00 Stellenbosch R 161 780,00 Breede Valley R 149 50,00 Langeberg R 54 560,00	Service delivery in progress
T 2016/037	REPAIR AND MAINTENANCE CONTRACT: PLUMBING WORK FOR THE PERIOD 11 JULY 2016 TO 30 JUNE 2017	TECHNICAL SERVICES	T. SOLOMON	Meyer Electrical and Construction	Friday, 24 June 2016	1 YEAR	246,52 Drakenstein R 53 126,28 Stellenbosch R 105 226,56 Breede Valley R 101 806,56	Service delivery in progress
T 2016/002	HUMAN RESOURCE AUDIT, STRATEGY, REVIEW, UPDATE AND COMPIATION OF HUMAN RESOURCE RELATED POLICIES	FINANCIAL & STRATEGIC SUPPORT SERVICES	K SMT	Agilo Minds (Pty) Ltd	Friday, 24 June 2016	NOT SPECIFIED	961 248,00 Paarl R 68 000,00 p.a Stellenbosch R 152 250,00 p.a Robertson R 29200,00 p.a Ceres R 37 200,00 p.a Worcester R 188 053,96 p.a	Service delivery in progress
T 2016/054	CLEANING / GARDENING / REFRESHMENT SERVICES FOR THE PERIOD 11 JULY 2016 TO 30 JUNE 2017 AT PAARL, STELLENBOSCH, WORCESTER, ROBERTSON AND CERES	FINANCIAL & STRATEGIC SUPPORT SERVICES	E. BEUKES	Top 'n Nos CC Seltion Cleaning Services	Friday, 24 June 2016	1 YEAR	NOT FIXED	Service delivery in progress
T 2016/039	CAPE WINELANDS DISTRICT MUNICIPALITY FOOD AND WATER MICROBIOLOGICAL SAMPLE ANALYSES FOR THE PERIOD 11 JULY 2016 TO 30 JUNE 2019	CDPS	P. ROGERS	Swift Slikker (Pty) Ltd T/A Merieux NutriSciences	Friday, 24 June 2016	3 YEARS	NOT FIXED	Service delivery in progress
T 2016/040	SUPPLY AND DELIVERY OF EXTINGUISHERS, REFILLING OF EXTINGUISHERS AND RELATED FIRE EXTINGUISHING MATERIAL FOR THE PERIOD 11 JULY 2016 TO 30 JUNE 2017	CDPS	D. WILDS	AA Fire and Safety CC Alles Feuer CC Marce Projects	Friday, 24 June 2016	1 YEAR	NOT FIXED	Service delivery in progress
T 2016/047	GROUND CREWS FOR FIRE FIGHTING AND FIRE RELATED FUNCTIONS FOR THE PERIOD 11 JULY 2016 TO 30 JUNE 2017	CDPS	D. WILDS	NCC Environmental Services (Pty) Ltd and Vulcan Wildlife Management (Pty) Ltd	Friday, 24 June 2016	1 YEAR	NOT FIXED	Service delivery in progress

Contract Number	Contract Title	Department	Contract Manager	Name of supplier	Date of Award	Contract Period	Contract Value	Contract Comments
T 2016/052	SUPPLY AND DELIVERY OF UNIFORM AND PERSONAL PROTECTIVE EQUIPMENT FOR THE PERIOD 11 JULY 2016 TO 30 JUNE 2019.	CDDS	W. JOSIAS	FG Uniforms CC Invuyani Safety Marce Projects Sparks and Ellis (Pty) Ltd Steven Ridge CC	Friday, 24 June 2016	3 YEARS	NOT FIXED	Service delivery in progress
T 2016/031	SUPPLY AND DELIVERY OF OILS AND LUBRICANTS FOR THE PERIOD 11 JULY 2016 TO 30 JUNE 2019	TECHNICAL SERVICES	J. MCCLEAN	High Power Equipment Africa (Pty) Ltd Piston Power Chemicals CC	Friday, 24 June 2016	3 YEARS	NOT FIXED	Service delivery in progress
T 2016/032	SUPPLY AND DELIVERY OF NEW TYRES, TUBES, RETREADING OF TYRES AND SUBSIDIARY SERVICES SITUATED IN WORCESTER, CERES, ROBERTSON, PAARL AND STELLENBOSCH FOR THE PERIOD 11 JULY 2016 TO 30 JUNE 2019	TECHNICAL SERVICES	J. MCCLEAN	CT Tyres King Erasmus Tyre Services CC Klotreads Paarl (Pty) Ltd Klotreads Stellenbosch (Pty) Ltd Prima Bande (Edms) Bpk H/A Supa Quick Worcester Prima Bande (Edms) Bpk	Friday, 24 June 2016	3 YEARS	NOT FIXED	Service delivery in progress
T 2016/018	SUPPLY AND DELIVERY OF FENCING MATERIALS FOR THE PERIOD 11 JULY 2016 TO 30 JUNE 2019	TECHNICAL SERVICES	A STEVENS	Trentyre (Pty) Ltd Jenine Transport Services Kaymac Trading as Kaytech VW Civil Engineering Supplies CC Top Fiks Suppliers	Friday, 24 June 2016	3 YEARS	NOT FIXED	Service delivery in progress
T 2016/020	SUPPLY AND DELIVERY OF GRADER BLADES, PLOUGH BOLTS AND NUTS FOR THE PERIOD 11 JULY 2016 TO 30 JUNE 2019	TECHNICAL SERVICES	A STEVENS	Rocktech Esizayo Africa	Friday, 24 June 2016	3 YEARS	NOT FIXED	Service delivery in progress
T 2016/021	SUPPLY AND DELIVERY OF FENCING TIMBER POLES, TIMBER GUARDRAIL POSTS, TIMBER SPACER BLOCKS AND ROUND WOODEN POLES FOR THE PERIOD 11 JULY 2016 TO 30 JUNE 2019	TECHNICAL SERVICES	A STEVENS	Ithuba Industries Startune (Pty) Ltd	Friday, 24 June 2016	3 YEARS	NOT FIXED	Service delivery in progress
T 2016/014	SUPPLY AND DELIVERY OF TOILET PAPER, BARREL TOWELS, KITCHEN TOWELS AND FOLDED TISSUE PAPERS FOR THE PERIOD 11 JULY 2016 TO 30 JUNE 2018	FINANCIAL & STRATEGIC SUPPORT SERVICES	D THERON/ W DREYER	Western Cape Stationers	Friday, 24 June 2016	2 YEARS	NOT FIXED	Service delivery in progress
T 2016/017	SUPPLY AND DELIVERY OF CONCRETE PIPES AND CULVERTS FOR THE PERIOD 08 AUGUST 2016 TO 30 JUNE 2019	TECHNICAL SERVICES	A STEVENS	Avang Infraset Ithuba Industries	Friday, 24 June 2016	3 YEARS	NOT FIXED	Service delivery in progress
T 2016/038:	CAPE WINELANDS DISTRICT MUNICIPALITY CHEMICAL ANALYSES OF WATER SAMPLES FOR THE PERIOD 08 AUGUST 2016 TO 30 JUNE 2019	CDDS	P. ROGERS	AL Abbott and Associates (Pty) Ltd CSIR Stellenbosch Environmental Laboratory	Friday, 24 June 2016	3 YEARS	NOT FIXED	Service delivery in progress
T 2016/005	APPOINTMENT OF A PANEL OF ACCREDITED SERVICE PROVIDERS FOR THE SUPPLY AND DELIVERY OF SPARE PARTS AND SERVICE OR REPLACEMENT OF COMPONENTS OF MOTOR VEHICLES, FIRE FIGHTING VEHICLES AND PLANT, EARTHMOVING AND ROAD CONSTRUCTION PLANT FOR THE PERIOD 08 AUGUST 2016 TO 30 JUNE 2019	TECHNICAL SERVICES	J. MCCLEAN	Various Bidders	Friday, 24 June 2016	3 YEARS	NOT FIXED	Service delivery in progress
T 2016/057	REVIEW OF GRAP FINANCIAL STATEMENTS FOR THE PERIOD 08 AUGUST 2016 TO 30 JUNE 2019	BTO	M. LESCH	Morzar Incorporated	Monday, 25 July 2016	3 YEARS	NOT FIXED	Service delivery in progress
T 2015/037	RENEWAL OF ASPHALT ROAD SURFACES CWDM FIRE STATION STELLENBOSCH	TECHNICAL SERVICES	T. SOLOMON	N D G Construction CC	Monday, 01 August 2016	Not Specified	R 1 771 428.90	Service delivery in progress
T 2016/004	MEDICAL CERTIFICATE OF FITNESS FOR AFFECTED ROAD MAINTENANCE, ROAD CONSTRUCTION AND WORKSHOP EMPLOYEES AT THE CAPE WINELANDS DISTRICT MUNICIPALITY FOR THE PERIOD 08 AUGUST 2016 TO 30 JUNE 2019	TECHNICAL SERVICES	A STEVENS	Healthy Worker Clinic (Pty) Ltd	Monday, 01 August 2016	3 YEARS	Year 1 R 610,00 pp Year 2 R 671,00 pp Year 3 R 738,10 pp	Service delivery in progress

Contract Number	Contract Title	Department	Contract Manager	Name of supplier	Date of Award	Contract Period	Contract Value	Comments
Q 2016/001	GARDENING SERVICES	FINANCIAL & STRATEGIC SUPPORT SERVICES	E. BEUKES	BERCOR RADING CC	Friday, 08 July 2016	1 YEAR	R 27 360,00	Service delivery in progress
Q 2016/002	BACKUP EXEC SOFTWARE	TECHNICAL SERVICES	I. VAN SCHALKWYK	MANTELLA IT SUPPORT SERVICES	Wednesday, 03 August 2016	Once off supply and delivery	R 39 428,15	Service delivery in progress
Q 2016/003	ENGINEUS WIRELESS ACCESS POINTS WITH POE INJECTORS	TECHNICAL SERVICES	I. VAN SCHALKWYK	MADGE COMPUTERS	Thursday, 04 August 2016	Once off supply and delivery	R 2895,60 PER KIT	Service delivery in progress
Q 2016/006	FITNESS EQUIPMENT	CDPS	W. JOSIAS	FITNESS BREAKTHRU	Friday, 05 August 2016	Once off supply and delivery	R 84 400,00	Service delivery in progress
Q 2016/013	SOCIO ECONOMIC DATABASE	CDPS	G. DANIELS	QUANTEC RESEARCH (PTY) LTD	Saturday, 06 August 2016	1 YEAR	R 43 890,00	Service delivery in progress
Q 2016/014	LEAK DETECTION CERES	CDPS	S. MINNIES	Bosch Munitech (Pty) Ltd	Sunday, 07 August 2016	Not Specified	R 199 791,75	Service delivery in progress
Q 2016/015	SERVICING OF MOBILE TOILETS	CDPS	S. MINNIES	Santech a Division of Waco Africa	Monday, 08 August 2016	1 YEAR	NOT FIXED	Service delivery in progress
Q 2016/021	LEASE OF AN OPEN PARKING AREA SITUATED ON ERVEN 121 AND 123, DRUKKERS AVENUE, STELLENBOSCH FOR THE PERIOD 01 SEPTEMBER 2016 TO 31 AUGUST 2017	STRATEGIC SUPPORT SERVICES	W. NEETHLING	Lindriena Entrepreneurs (Pty) Ltd T/A Group 1 Nissan	Thursday, 18 August 2016	1 YEAR	4552,02 per month	Service delivery in progress
T 2016/083	PASSENGER SERVICE VEHICLE	FIRE SERVICES	W. JOSIAS	Barloworld Toyota Stellenbosch	08-Sep-16	Once off supply and delivery	R 453 647,50	Service delivery in progress
T 2016/070	SUPPLY AND DELIVERY OF (1) LIGHT 4X4 FIRE FIGHTING VEHICLE AND ONE (1) MAJOR 4X4 FIRE FIGHTING VEHICLE	FIRE SERVICES	W. JOSIAS	Marcus Projects (Pty) Ltd	08-Sep-16	Once off supply and delivery	R 4 214 654,41	Service delivery in progress
T 2016/042	SUPPLY AND DELIVERY OF COMPLETE DESKTOPS, COMPUTERS AND LAPTOPS	ICT	I. VAN SCHALKWYK	Kam Computing CC & Madge Computers	08-Sep-16	Once off supply and delivery	R 15 755,37 per laptop R 11 666,19 per mini laptop R 13 032,50 per complete desktop	Service delivery in progress
T 2016/046	EQUIVALENT SWITCHES AND ROUTERS SUPPLY AND DELIVERY OF SOFTWARE FOR ACS SERVER	ICT	I. VAN SCHALKWYK	Mantella II Support Services	08-Sep-16	Once off supply and delivery	R 1 984 239,48	Service delivery in progress
T 2016/044	FOR ACS SERVER	ICT	SCHALKWYK	Mantella II Support Services	08-Sep-16	Once off supply and delivery	R 135 071,67	Service delivery in progress
T 2016/055	TOURISM TRAINING FOR THE PERIOD 1 SEPTEMBER 2016 TO 30 JUNE 2017	TOURISM BUILDING MAINTENANCE	E. NICHOLS	G & D Guesthouse CC and Tourism & Business Institute of SA	08-Sep-16	Once off supply and delivery	Not fixed	Service delivery in progress
Q2016/080	SERVICING, MAINTENANCE - LIFTS	STRATEGIC SUPPORT SERVICES	E. BEUKES	EAM Enterprises (Pty) Ltd	08-Sep-16	1 year	R 9 500,00	Service delivery in progress
Q2016/075	LAWN MOWING - LA MOTTE	STRATEGIC SUPPORT SERVICES	E. BEUKES	EAM Enterprises (Pty) Ltd	08-Sep-16	1 year	R 9 500,00	Service delivery in progress
Q2016/074	GARDENING SERVICES - ALEXANDER STREET AND DU TOIT STREET	STRATEGIC SUPPORT SERVICES	E. BEUKES	El-Channun Trading (Pty) Ltd	08-Sep-16	1 Year	R 6 500,00	Service delivery in progress
Q2016/073	PAVING AT CWDM FIRE STATION, ROBERTSON	BUILDING MAINTENANCE	T. SOLOMON	MASANDA TRADING CC BUSINESS CONNEXION (PTY) LTD	08-Sep-16	Not specified	R 82 734,24	Service delivery in progress
Q2016/071	E-MAIL SIGNATURE INTERACTIVE THEATRE ENVIRONMENTAL AWARENESS	ICT	V. MTHEMBU	Kambo Diggers Primary Co-op Limited	09-Sep-16	1 year	R 50 428,15	Service delivery in progress
T 2016/059	TRAINING PROGRAMMES FOR THE PERIOD 01 NOVEMBER 2016 TO 30 JUNE 2017	CDPS	T. DAVIDS	G & D Guesthouse CC and Rabe Bestuurskool	14-Oct-16	Not Specified	Not fixed	Service delivery in progress
T 2016/071	REHABILITATION OF SPORT FIELD AT HEX VALLEY SECONDARY SCHOOL	CDPS	V. DE WEE	G & D Guesthouse CC and Rabe Bestuurskool	14-Oct-16	Not Specified	Not fixed	Service delivery in progress
T 2016/063	LABOUR INTENSIVE CLEANING AND GRASS CUTTING OF PROVINCIAL ROADS: WORCESTER, CERES, DRAKENSTEIN, STELLENBOSCH	TECHNICAL SERVICES	C. SWART	C Bar Landscaping	14-Oct-16	Not Specified	R 169 489,39	Service delivery in progress
T 2016/064	APPOINTMENT OF SERVICE PROVIDER: SIDEWALKS AND EMBAYMENTS - VARIOUS URBAN SCHOOLS IN THE CAPE WINELANDS DISTRICT	TECHNICAL SERVICES	C. SWART	JF George Impenthana Projects and Maintenance Wesfran Construction	14-Oct-16	Not specified	R 1 017 887,28	Service delivery in progress
T 2016/069	REPAIRS AND SERVICING OF ALUMINIUM WINDOWS CWDM STELLENBOSCH	TECHNICAL SERVICES	B. KURTZ	Nadeson Consulting Services	14-Oct-16	Not Specified	Project with capital value of greater than R 8,5M and less than R 17M 4,94%	Service delivery in progress
T 2016/080	PLANTING OF TREES	TECHNICAL SERVICES	T. SOLOMON	L and L Project Managers	14-Oct-16	Not Specified	R 170 400,00	Service delivery in progress
Q2016/083	PLANTING OF TREES	CDPS	T. SOLOMON	El-Channun Trading	25-Oct-16	Not Specified	R 38,00 per tree	Service delivery in progress

Contract Number	Contract Title	Department	Contract Manager	Name of supplier	Date of Award	Contract Period	Contract Value	Comments
T2016/058	CALL FOR PROPOSALS - TRANSPORT MONTH EVENT	TECHNICAL SERVICES	B. KURTZ		21-Nov-16	3 years	2016/2017 R 1 114 000.00 2017/2018 R 1 147 360.00 2018/2019 R 1 148 000.00	
T2016/086	TRAINING PROGRAMMES FOR THE PERIOD 01 DECEMBER 2016 TO 30 JUNE 2017	HR DEPARTMENT	R. HOLLENBACH	Various Bidders	21-Nov-16		R 200 000.00	
T2016/061	CONSTRUCTION OF CLUBHOUSE AT ANGORA, KROMME RHEE AND GOUDINI GYMKANNA CLUB IN THE RURAL AREA OF CAPE WINELANDS DISTRICT MUNICIPALITY	TECHNICAL SERVICES	C. SWART	MASANDA TRADING CC PROTEA SPORTS COURTS KZN MATAMELA CONSULTING	21-Nov-16		R 1 341 780.00	
T2016/062	THE RURAL AREA OF CAPE WINELANDS DISTRICT MUNICIPALITY	TECHNICAL SERVICES	C. SWART		21-Nov-16		R 1 169 588.70	
T2016/081	EXTENSION OF EXISTING SIDEWALKS, WELLINGTON - PHASE 2	TECHNICAL SERVICES	C. SWART	AMS CIVILS (PTY)LTD	21-Nov-16		R 2 773 972.85	
T2016/082	EXTENSION OF EXISTING SIDEWALKS, ROBERTSON - PHASE 2	TECHNICAL SERVICES	C. SWART	JVR CONSTRUCTION	21-Nov-16		R 2 919 233.34	
T2016/084	DEVELOPMENT OF PUBLIC TRANSPORT INFRASTRUCTURE AT RURAL SCHOOLS	TECHNICAL SERVICES	C. SWART	VITATYPE TRADING 99	21-Nov-16		R 2 070 358.03	
T2016/089	PROFESSIONAL SERVICES FOR THE COMPILATION OF A STORM WATER MASTERPLAN FOR WITZENBERG MUNICIPALITY (PRINCE ALFRED HAMLET)	TECHNICAL SERVICES	C. SWART	Gibb	21-Nov-16		R 263 340.00	
Q2016/107	SUPPLY AND DELIVERY OF ANALOG DESKTOP PHONES	FINANCIAL AND STRATEGIC SUPPORT SERVICES	E. BOUWER	GETSMARTMOBILE CC	24-Nov-16		R 338 Per Phone	
Q2016/103	PROVISION OF VENUE, DECOR, SOUND AND CATERING FOR THE DISTRICT SPORTS AWARDS CEREMONY	CDPS	G. XAWUKA	CUMBERLAND CATERERS	24-Nov-16		R 115 040.00	
Q2016/026	SUPPLY AND DELIVERY OF LEARNER PEAK CAPS	TECHNICAL SERVICES	C. NKASELA	Tiger Eye Trading CC	24-Nov-16		R 60 Per Cap	
Q2016/027	DEVELOPMENT, MANUFACTURE, SUPPLY AND DELIVERY OF LEARNER BACK-PACKS	TECHNICAL SERVICES	C. NKASELA	Tiger Eye Trading CC	24-Nov-16		R 235 Per Backpack	
Q2016/082	TRAINING PROGRAMMES FOR THE PERIOD 1 DECEMBER 2016 TO 30 JUNE 2017 (CCNA ROUTING AND SWITCHING CERTIFICATION TRAINING PROGRAMME)	FINANCIAL AND STRATEGIC SUPPORT SERVICES	R. HOLLENBACH	TORQUE TECHNICAL COMPUTER TRAINING	24-Nov-16	01/12/2016 - 30/06/2017	R 91 097.99	
Q2016/093	OCCUPATIONAL HEALTH AND SAFETY SKILLS TRAINING PROGRAMME	FINANCIAL AND STRATEGIC SUPPORT SERVICES	R. HOLLENBACH	DYNAMIKOS TRAINING NETWORK	24-Nov-16		R 2025 Per Learner	
Q2016/110	SUPPLY AND DELIVERY OF THREE (5) 65" SMART FULL HD LED TV'S	FINANCIAL AND STRATEGIC SUPPORT SERVICES	I. VAN SCHALKWYK	AFRICA DISTRIBUTORS	24-Nov-16		R 92 910.00	
Q2016/111	PROVISION OF VEHICLE SALVAGE AND RECOVERY SERVICES	TECHNICAL SERVICES	J. MCCLEAN	LG TOW-IN	24-Nov-16	01/12/2016 - 30/06/2017	NOT FIXED	
Q2016/096	SMS SERVICE	ICT	Z. TYALA	Touch Messaging services	24-Nov-16	1 year	R 6 177.66	
T2016/072	DELIVERY, INSTALLATION AND COMMISSIONING OF THREE (3) DIGITAL COLOUR COPIERMULTIFUNCTIONAL DEVICES	FINANCIAL AND STRATEGIC SUPPORT SERVICES	D. HEATH	Konica Minolta SA & Kopano Solutions Company Via Nashua Kopano	15-Dec-16		R 459 890.51	
T2016/066	UPGRADING OF SCHOOL ABLUTION FACILITIES IN THE RURAL AREA OF CAPE WINELANDS DISTRICT MUNICIPALITY	TECHNICAL SERVICES	C. SWART	MASANDA TRADING CC	15-Dec-16		R 631 526.94	
T2016/093	APPOINTMENT OF SPECIALIST SERVICE PROVIDER: TRAFFIC STUDY AT PRE-DETERMINED INTERSECTIONS IN WORCESTER: BREEDE VALLEY MUNICIPALITY	TECHNICAL SERVICES	B. KURTZ	ELEMENT CONSULTING ENGINEERS	15-Dec-16		R 612 180.00	

Contract Number	Contract Title	Department	Contract Manager	Name of supplier	Date of Award	Contract Period	Contract Value	Comments
T2016/045	MAINTENANCE AND SUPPORT OF THE CAPE WINELANDS DISTRICT MUNICIPALITY'S WIRELESS WIDE NETWORK FOR THE PERIOD 03 JANUARY 2017 TO 30 NOVEMBER 2017	ICT	Z. TYALA	BRANDWACHT IT	15-Dec-16	01/01/2017 - 30/11/2017	R 227 810,00	
T2016/085	SUPPLY AND DELIVERY OF UNIFORM AND PERSONAL PROTECTIVE EQUIPMENT FOR THE PERIOD 03 JANUARY 2016 TO 30 JUNE 2019.	FIRE SERVICES	W. JOSIAS	FG Uniforms CC KTP Procurement & Logistics Marco Projects Sparks and Ellis (Pty) Ltd Steven Ridge CC	15-Dec-16	01/01/2016 - 30/06/2019	NOT FIXED	
T2016/054	CLEANING / GARDENING / REFRESHMENT SERVICES FOR THE PERIOD 01 JULY 2016 TO 30 JUNE 2017 AT PAARL, STELLENBOSCH, WORCESTER, ROBERTSON AND CERES	FINANCIAL AND STRATEGIC SUPPORT SERVICES	E. BEUKES	TOP n NOS CC	15-Dec-16	11/07/2016 - 30/06/2017	Paarl R 77520 p.a Stellenbosch R 173565 p.a Robertson R 33288 p.a Ceres R 42408 p.a	
Q2016/112	SPRINKLER SYSTEM FOR HEXRIVER SECONDARY SCHOOL'S SPORT FIELD	TECHNICAL SERVICES	C. SWART	C Bar Landscaping	30-Jan-16		R 95 475,00	
Q2016/114	PROVISION OF SAMRAS SYSTEM ADMINISTRATORS AND/ OR SINGLE POINT OR CONTRACT (SPOC) TRAINING	FINANCIAL AND STRATEGIC SUPPORT SERVICES	M. LESCH	Bytes Universal System	16-Jan-16		R1800 per person per day	
Q2016/116	SUPPLY AND INSTALLATION OF CUSTOM MADE CURTAINS	OFFICE OF THE MM	C. POTGIETER	EARL-NIQUE DECORATORS	24-Jan-16		R 34 077,55	
Q2016/117	SUPPLY AND DELIVERY OF OFFICE CHAIRS	FINANCIAL AND STRATEGIC SUPPORT SERVICES	E. NIEMAND	CAPE SEATING MANUFACTURERS	02-Feb-16		R 45 399,36	
Q2016/109	SUPPLY AND DELIVERY OF FIRE SERVICE TRAINING MATERIALS	FIRE SERVICES	H. LOUW	SA MEDIA TRADING	19-Jan-16		R 42 822,00	
Q2016/097	TRUCK SHADE PORTS CWDM FIRE STATION WORCESTER	TECHNICAL SERVICES	T. SOLOMON	MASANDA TRADING CC	30-Jan-16		R 162 752,36	
Q2016/094	VIBRECRETE FENCE CWDM WORCESTER	TECHNICAL SERVICES	T. SOLOMON	CAL CONSTRUCTION	26-Jan-16		R 66 200,00	
Q2016/092	NEW DRIVEWAY CWDM LANGENHOVEN STREET STELLENBOSCH	TECHNICAL SERVICES	T. SOLOMON	NDG CONSTRUCTION	25-Jan-16		R 99 721,50	
Q2016/091	RECRUITMENT AND SUPERVISION OF WARD BASED RISK ASSESSMENT RESEARCHERS	CDPS	S. MINNIES	AW MANAGEMENT CONSULTING	25-Jan-16		NOT FIXED	
T2016/087	LEASING OF 2 DIGITAL FRANKING MACHINES FOR THE PERIOD 1 APRIL 2017 TO 30 NOVEMBER 2019	FINANCIAL AND STRATEGIC SUPPORT SERVICES	E. BEUKES	MAILING & MECHANISATION CAPE	24-Feb-16	01/04/2017 - 30/11/2019	R 1636.82 PM	
T2016/092	PROVISION OF BANKING SERVICES FOR THE PERIOD 1 JULY 2017 TO 30 JUNE 2022	FINANCIAL AND STRATEGIC SUPPORT SERVICES	S. STEYN	NEDBANK LIMITED	24-Feb-16	01/07/2017 - 30/06/2022	NOT FIXED	
T2016/099	PROVISION OF A DEBT COLLECTION SERVICE FOR A THREE(3) YEAR PERIOD	FINANCIAL AND STRATEGIC SUPPORT SERVICES	C. ROLAND	MARKALIO REVENUE SOLUTIONS	24-Feb-16	3 YEARS	NOT FIXED	
T2016/094	INSTALLATION, SERVICE AND MAINTENANCE OF A GAS SUPPRESSION SYSTEM AT CWDM WORCESTER FOR A 3-YEAR PERIOD	TECHNICAL SERVICES	T. SOLOMON	VULCAN INTEGRATED SOLUTIONS	24-Feb-16	3 YEARS	NOT FIXED	
T2016/068	SUPPLY AND INSTALLATION OF AIR CONDITIONERS	TECHNICAL SERVICES	T. SOLOMON	VRIES AIRCONDITIONING AND REFRIGIRATION	29-Mar-17	01/04/2017 - 30/06/2017	R 287 623,00	
T2016/095	VMWARE AND VEAM SOFTWARE UPGRADES AND MAINTENANCE RENEWALS FOR A PERIOD OF TWELVE (12) MONTHS	ICT	Z. TYALA	FIRST TECHNOLOGY WC	29-Mar-17	1 YEAR	R 220 575,34	
T2016/104	SUPPLY AND DELIVERY OF TREES AND SHRUBS TO STELLENBOSCH, DRAKENSTEIN, WITZENBERG, BREDE VALLEY AND LANGENBERG FOR A PERIOD OF 12 MONTHS	CDPS	F. DU TOIT	TULBAGH KWEKERY 2 BK	29-Mar-17	1 YEAR	NOT FIXED	
T2016/109	CALL FOR PROPOSALS - TRANSPORT MONTH EVENT	TECHNICAL SERVICES	B. KURTZ	TIGER EYE TRADING	29-Mar-17		R 480 000,00	

Contract Number	Contract Title	Department	Contract Manager	Name of supplier	Date of Award	Contract Period	Contract Value	Contract Comments
T2016/037	REPAIR AND MAINTENANCE CONTRACT: PLUMBING WORK FOR THE PERIOD 11 JULY 2016 TO 30 JUNE 2017 - EXPANSION OF CONTRACT	TECHNICAL SERVICES	T. SOLOMON	MEYER ELECTRICAL AND CONSTRUCTION	29-Mar-17	01/07/2016 - 30/06/2017	R 248 595,20	
T2016/035	MAINTENANCE CONTRACT: ELECTRICAL WORK FOR THE PERIOD 1 JULY 2016 TO 30 JUNE 2017 - EXPANSION OF CONTRACT	TECHNICAL SERVICES	T. SOLOMON	MEYER ELECTRICAL AND CONSTRUCTION	29-Mar-17	01/07/2016 - 30/06/2017	R 795 256,80	
T2016/036	REPAIR, SERVICING AND MAINTENANCE CONTRACT: AIR CONDITIONERS FOR THE PERIOD 1 JULY 2016 TO 30 JUNE 2017 - EXPANSION OF CONTRACT	TECHNICAL SERVICES	T. SOLOMON	VRIES AIRCONDITIONING AND REFRIGERATION	29-Mar-17	01/07/2016 - 30/06/2017	R 638 952,00	
T2016/102	REPLENISHMENT OF FUEL (PETROL, DIESEL, OILS AND OTHER LUBRICANTS) FOR THE PERIOD 01 APRIL 2017 TO 31 MARCH 2020	FINANCIAL AND STRATEGIC SUPPORT SERVICES	GJP. FALCK	BERGZICHT MOTORS KAAPAGRI STELLENBOSCH SQUARE SERVICE STATION THE BUSINESS ZONE 1891 CC CDR MOTORS ROBERTSON SHELL TRUST BUKS VAN ZYL MOTORS BK	29-Mar-17	01/04/2017 - 31/03/2020	NOT FIXED	
Q2016/126	SUPPLY AND DELIVERY OF ADULT DIAPERS AND SANITARY TOWELS	CDPS	V. DE WEE	POLARAMA WHOLESALERS	28-Mar-17			
Q2016/130	SUPPLY AND DELIVERY OF SCIENTIFIC CALCULATORS AND MATHEMATICAL SETS	TECHNICAL SERVICES	F. VAN ECK	BIDVEST OFFICE	29-Mar-17		R 158,46 PER SET	
Q2016/125	FACILITATION OF DISASTER MANAGEMENT TRAINING	CDPS	J. WINDER	DISASTER RISK MANAGEMENT	29-Mar-17			
Q2016/124	DEVELOPMENT OF POLICY FRAMEWORK FOR DISASTER MANAGEMENT VOLUNTEERS	CDPS	J. WINDER	DISASTER RISK MANAGEMENT	29-Mar-17			
Q2016/121	COURIER SERVICE FOR CONSIGNMENT TO WINDHOEK, NAMIBIA AND BACK TO STELLENBOSCH, WESTERN CAPE, SOUTH AFRICA	CDPS	E. PHILANDER	ARAMEX SOUTH AFRICA	18-Apr-17		R 33 747,30	
Q2016/129	ADVANCED 4X4 DRIVING AND RECOVERY SKILLS TRAINING FOR FIRE OFFICIALS FOR A 12 MONTH PERIOD	FINANCIAL AND STRATEGIC SUPPORT SERVICES	R. HOLLENBACH	OFFVENTURE	10-Apr-17	1 YEAR	R 3200 Per Candidate	
Q2016/133	SUPPLY AND DELIVERY OF PRE-PACKED CATERING FOR THE GOLDEN GAMES EVENT, WORCESTER	CDPS	G. XAWUKA	IDMA KAPEL	10-Apr-17		R 142 500,00	
Q2016/135	SUPPLY AND DELIVERY OF SERVER HARDWARE AND WARRANTIES	TECHNICAL SERVICES	Z. TYALA	FIRST TECHNOLOGY WC	10-Apr-17		R 146 534,46	
T2016/110	SUPPLY AND DELIVERY OF BRANDED BACK PACKS AND LEARNER PEAK CAPS FOR THE PERIOD 01 MAY 2017 TO 30 APRIL 2018	TECHNICAL SERVICES	C. NKASELA	TIGER EYE TRADING	17-May-17	1 YEAR	R60,00 PER PEAK CAP	
Q2016/045	UPGRADE TOILET CWDM ROADS DEPOT PAARL	TECHNICAL SERVICES	T. SOLOMON	MASANDA TRADING CC	23-May-17		R 60 084,84	
Q2016/046	SAND AND OIL TRAP CWDM ROADS/VEHICLE DEPOT ROBERTSON	TECHNICAL SERVICES	T. SOLOMON	R&Z CONSTRUCTION	05-May-17		R 66 298,00	
Q2016/139	SUPPLY AND DELIVERY OF VIDEO CAMERA	OFFICE OF THE MM	A. ROODT	AWETU TRADERS CC	30-May-17		R 44 464,00	
Q2016/137	NATIONAL CERTIFICATE: SUPERVISION OF CONSTRUCTION PROCESSES NQF 4 (SAQA ID: 49053) TRAINING	FINANCIAL AND STRATEGIC SUPPORT SERVICES	R. HOLLENBACH	ACADEMY FOR CONSTRUCTION SKILLS	05-May-17		R 198 771,54	
Q2016/136	SUPPLY AND DELIVERY OF LED MONITORS	TECHNICAL SERVICES	I. VAN SCHALKWYK	MANTELLA IT SUPPORT SERVICES	05-May-17		R 3392,07 PER UNIT	
Q2016/122	SUPPLY, PACKAGING AND DELIVERY OF STIMULATION EQUIPMENT FOR CHILDREN WITH DISABILITIES	CDPS	G. XAWUKA	MASANDA TRADING CC	05-May-17		NOT FIXED	
T2017/016	CLEANING/ GARDENING/ REFRESHMENT SERVICES IN STELLENBOSCH, PAARL, WELLINGTON, CERES, WORCESTER AND ROBERTSON FOR THE PERIOD 01 JULY 2017 TO 30 JUNE 2018	FINANCIAL AND STRATEGIC SUPPORT SERVICES	E. BEUKES	TOPANOS CC SAMCHO CLEANING SERVICES (PTY) LTD	19-Jun-17	01/07/2017 - 30/06/2018	NOT FIXED	

Contract Number	Contract Title	Department	Contract Manager	Name of supplier	Date of Award	Contract Period	Contract Value	Comments
T2017/017	SECURITY SERVICES FOR THE ROADS DEPARTMENT, CERES, ROBERTSON AND WORCESTER FOR THE PERIOD 01 JULY 2017 TO 30 JUNE 2019	TECHNICAL SERVICES	N. KARRIEM	K ZINGANGE T/A HLOBO SECURITY	19-Jun-17	01/07/2017 - 30/06/2019		
T2016/081	EXTENSION OF EXISTING SIDEWALKS, WELLINGTON - PHASE 2 - EXTENTION OF CONTRACT	TECHNICAL SERVICES	C. SWART	AMS CIVILS (PTY)LTD	19-Jun-17		R 2 903 128,92	
T2017/003	TREE EVALUATION AND FELLING ACTIVITIES IN PROVINCIAL ROAD RESERVES FOR THE PERIOD 01 JULY 2017 TO 30 JUNE 2019	TECHNICAL SERVICES	D. THERON	DISTINCTIVE CHOICE 306 CC T/A AVANTE	19-Jun-17	01/07/2017 - 30/06/2019		
T2017/014	RENTAL, REFILLING AND DELIVERY OF GAS (ACETYLENE, OXYGEN AND ARGOSHIELD) AND ACCESSORIES FOR THE PERIOD 01 JUNE 2017 TO 30 JUNE 2019	TECHNICAL SERVICES	D. THERON	AFRICAN OXYGEN LIMITED T/A AFROX	19-Jun-17	01/06/2017 - 30/06/2019		
T2016/103	APPOINTMENT OF A SPECIALIST SERVICE PROVIDER: SERVICES REQUIRED IN TERMS OF THE NATIONAL LAND TRANSPORT ACT, ACT 5 OF 2009: REVIEW OF THE TRANSPORT REGISTER AND OPERATING LICENCE PLAN FOR DRAKENSTEN MUNICIPALITY	TECHNICAL SERVICES	B. KURTZ	ITS ENGINEERS (PTY) LTD ABSOLUTE ABLUTIONS BABCOCK AFRICA SERVICES BRANDWACHT BESPROEIJING CC CABLE DOCTOR ERC ENGINEERING GW/AUTOTECH HD TRANSMISSIONS IAN DICKIE & CO INTERGRATED TECHNICAL SERVICES CAPE CC JOHAN LE ROUX INGENIEURSWERKE JORDIVISTA K2T AGENCIES CC T/A SAFESTOP CAPE LANDBOU ONDERDELE LG TOWN-IN CC LUMBER AND LAWN (PTY) LTD NDA AUTOLEC NOVEL MOTOR COMPANY PREMIER ATTRACTION 567 CC T/A M&G AUTOMOTIVE TRUCK CITY TWO-TONE TRADE 57 WEARCHECK, A DIV OF TORRE ANALYTICAL	19-Jun-17		R 995 539,00	
T2017/005 B	APPOINTMENT OF A PANEL OF ACCREDITED SERVICE PROVIDERS FOR THE SUPPLY AND DELIVERY OF SPARE PARTS AND SERVICE OR REPLACEMENT OF COMPONENTS OF MOTOR VEHICLES, FIRE FIGHTING VEHICLES AND PLANT, EARTHMOVING AND ROAD CONSTRUCTION PLANT FOR THE PERIOD 01 MAY 2017 TO 30 JUNE 2019	TECHNICAL SERVICES	D. THERON		19-Jun-17	01/05/2017 - 30/06/2019	NOT FIXED	
T2017/004	TRAVEL AGENCY SERVICES FOR THE PERIOD 01 JULY 2017 TO 30 JUNE 2020	FINANCIAL AND STRATEGIC SUPPORT SERVICES	E. BEUKES	GEMINI MOON TRADING 7 (PTY) LTD T/A NEXUS TRAVEL	19-Jun-17	01/07/2017 - 30/06/2020	NOT FIXED	
T2017/005	INTERPRETER SERVICES FOR AFRIKAANS, ENGLISH AND ISIXHOSA FOR THE PERIOD 01 JULY 2017 TO 30 JUNE 2020	FINANCIAL AND STRATEGIC SUPPORT SERVICES	E. BEUKES	RAINBOW INTERPRETERS	19-Jun-17	01/07/2017 - 30/06/2020	NOT FIXED	
T2017/006	ADVERTISING SERVICES FOR THE PERIOD 01 JULY 2017 TO 30 JUNE 2020	FINANCIAL AND STRATEGIC SUPPORT SERVICES	E. BEUKES	AYANDA MBANGA COMMUNICATIONS	19-Jun-17	01/07/2017 - 30/06/2020		
T2017/007	SECURITY AND ACCESS CONTROL SERVICES FOR 51 TRAPPES STREET, WORCESTER FOR THE PERIOD 01 JULY 2017 TO 30 JUNE 2019	FINANCIAL AND STRATEGIC SUPPORT SERVICES	E. BEUKES	K ZINGANGE T/A HLOBO SECURITY	19-Jun-17	01/07/2017 - 30/06/2019	R 540 860,00	

Contract Number	Contract Title	Department	Contract Manager	Name of supplier	Date of Award	Contract Period	Contract Value	Comments
T2017/008	SECURITY AND ACCESS CONTROL SERVICES AT 46 ALEXANDER STREET, 29 DU TOIT STREET AND C/O LANGENHOVEN STREET AND BIRD STREET, STELLENBOSCH, AS WELL AS A SECURITY AND PATROL SERVICES AT THE DRUKKERS AVENUE PREMISES FOR THE PERIOD 01 JULY 2017 TO 30 JUNE 2019	FINANCIAL AND STRATEGIC SUPPORT SERVICES	E. BEUKES	FARMGUARD SECURITY CC	19-Jun-17	01/07/2017 - 30/06/2019	R 2 445 487,32	
T2017/009	SECURITY AND ACCESS CONTROL SERVICES FOR 194 MAIN STREET, PAARL FOR THE PERIOD 01 JULY 2017 TO 30 JUNE 2019	FINANCIAL AND STRATEGIC SUPPORT SERVICES	E. BEUKES	BARUCH SECURITY SERVICES	19-Jun-17	01/07/2017 - 30/06/2019	R 652 722,03	
T2017/015	PEST CONTROL AND HYGIENE SERVICES FOR THE PERIOD 01 JULY 2017 TO 30 JUNE 2020	FINANCIAL AND STRATEGIC SUPPORT SERVICES	E. BEUKES	SERVEVEST (PTY) LTD	19-Jun-17	01/07/2017 - 30/06/2020		
T2017/013	AERIAL FIRE-FIGHTING SUPPORT SERVICES IN THE CAPE WINELANDS DISTRICT FOR THE PERIOD 01 NOVEMBER 2017 TO 30 APRIL 2018 AND FOR THE PERIOD 01 NOVEMBER 2018 TO APRIL 2019	CDPS	D. WILDS	HENLEY AIR (Pty) LTD	28-Jun-17	01/11/2017 - 30/04/2018		01/11/2018 - 30/04/2019
T2017/026	SUPPLY AND DELIVERY OF FIRE PUMPS FOR THE PERIOD 1 JULY 2017 TO 30 JUNE 2018	CDPS	W. JOSIAS	FIRE STUFF 365 CC T/A FIRE 247	28-Jun-17	01/07/2017 - 30/06/2018		
T2017/011	SUPPLY AND DELIVERY OF FIRE EXTINGUISHING MATERIAL AND EQUIPMENT FOR THE PERIOD 01 JULY 2017 TO 30 JUNE 2018	CDPS	D. WILDS	ALLES FEUER CC MARCE PROJECTS SA FIRE WATCH	28-Jun-17	01/07/2017 - 30/06/2018		
T2017/012	GROUND CREWS FOR FIRE FIGHTING AND FIRE RELATED FUNCTIONS FOR THE PERIOD 01 JULY 2017 TO 30 JUNE 2019	CDPS	D. WILDS	Amasini Nama Hlathi (Pty) Ltd; Lewis Bush Clearing; Stern in die Bos Ontbossing; Liriless Ra; NCC Environmental Services	28-Jun-17	01/07/2017 - 30/06/2019		
Q2016/141	SALE OF ASSETS AND SCRAP MATERIAL	FINANCIAL AND STRATEGIC SUPPORT SERVICES	D. THERON	BIZSTORM 5 NU-WAY ENTERPRISES UNATHI EKAPA TRADING AND PROJECTS	27-Jun-17			
Q2017/058	TRANSPORT SERVICES FOR EDUCATIONAL EXCURSIONS AND SPORTS TOURS	CDPS	V. DE WEE	BLONDIE'S TRANSPORT NOBLES TRANSPORT S AND F CHRISTIANS COACH AND MINIBUS TOURS	28-Jun-17		R 196 000,00	

**CONTRACT MANAGEMENT REPORT OF CAPE
WINELANDS DISTRICT MUNICIPALITY**



CAPE WINELANDS DISTRICT
MUNICIPALITY • MUNISIPALITEIT • UMASIPALA

JUNE 2017

60	1/2015/2016	IMPROVEMENTS TO PUBLIC TRANSPORT INFRASTRUCTURE AT GORON BERENG AND RONNE PEARL HARBOR SCHOOLS	TECHNICAL SERVICES	G. KURTZ	T & B Trading	Friday, November 13, 2015	Not specified		Delivery with only commences from 3 August 2016.
61	1/2015/2016	NON-MOTORIZED TRANSPORT (NMT) CLUSTERS, EXTENSION/UP-GRADE OF EXISTING SIDEWALKS	TECHNICAL SERVICES	B. KURTZ	Autreco SA (Pty) Ltd	Friday, November 13, 2015	Not specified	3,655,233.91	Delivery with only commences from 3 August 2016.
62	1/2015/2016	LABOUR INTENSIVE CLEANING OF INVASIVE ALIEN PLANTS WITHIN THE CAPE WINELANDS DISTRICT MUNICIPAL AREA FOR A 2 YEAR PERIOD	CPHS	G. BAILEY	Medison Consulting Services (Pty) Ltd	Friday, November 13, 2015	Not specified	449,000.00	Subsidiary services. Contract concluded
63	1/2015/2016	PROVISION AND MAINTENANCE FOR CHEMICAL TOILETS AT ZANDVLEI FOR A THREE YEAR PERIOD	TECHNICAL SERVICES	G. SWART	Waco Africa (Pty) Ltd / J.A. Smit	Friday, November 13, 2015	Not specified		Subsidiary services. Contract concluded
64	1/2015/2016	SUPPLY AND DELIVERY OF ONE (1) MOTOR CAR FIRE FIGHTING VEHICLE	CPHS	D. WILDS	Fire Safety (Pty) Ltd	Friday, November 13, 2015	Not specified	2,981,171.00	Subsidiary services. Contract concluded
65	1/2015/2016	SUPPLY AND DELIVERY OF A ROAD BARRIER	CPHS	D. WILDS	Fire Safety (Pty) Ltd	Friday, November 13, 2015	Not specified	479,666.89	Subsidiary services. Contract concluded
66	1/2015/2016	SMA STAIRS	TECHNICAL SERVICES	L. VAN SCHALKWYK	ULINGAND ALLIANCE (PTY) LTD	Monday, December 14, 2015	Supply & delivery	310,327.94	Subsidiary services. Contract concluded
67	1/2015/2016	EXTENSION OF EXISTING SIDEWALKS, ROBERTSON, PEARL WELINGTON	TECHNICAL SERVICES	B. KURTZ	WORLD FOCUS 2256 CC / J.A. W.	Monday, December 14, 2015	Not specified		Subsidiary services. Contract concluded
68	1/2015/2016	ROUTER AND SWITCHES REPLACEMENTS	TECHNICAL SERVICES	L. VAN SCHALKWYK	MANTELLIT SUPPORT SERVICES (PTY) LTD	Monday, December 14, 2015	Not specified	4,462,042.41	Subsidiary services. Contract concluded
69	1/2015/2016	ANTENNA FACILITIES FIRE STATION CERES	TECHNICAL SERVICES	L. VAN SCHALKWYK	MANTER ELECTRICAL AND CONSTRUCTION CC	Monday, December 14, 2015	NOT SPECIFIED	549,494.99	Subsidiary services. Contract concluded
70	1/2015/2016	UNREPAIRING AND REPAIRING OF SPORTFIELD IN GORDON.	TECHNICAL SERVICES	G. SWART	C DUNKIN TIA WOOD LANDSCAPE	Monday, December 14, 2015	Not specified	316,213.56	Subsidiary services. Contract concluded
71	1/2015/2016	STRONG COULERS RIGGING, CERES	TECHNICAL SERVICES	G. SWART	PROTA SPORTS COLIMERS EN	Monday, December 14, 2015	Not specified	215,345.00	Subsidiary services. Contract concluded
72	1/2015/2016	PROTECTIVE COATING ROADS OF PEARL HARBOR	TECHNICAL SERVICES	A. STEVENS	PRITHVIA BROS AND THE SPORT	Monday, December 14, 2015	Not specified	2,030,290.20	Subsidiary services. Contract concluded
73	1/2015/2016	LABOUR INTENSIVE CLEANING AND GRASS-CUTTING OF MIDWINTER ROAD RESERVES CERES	TECHNICAL SERVICES	G. SWART	BERCOAL TRADING CC	Monday, December 14, 2015	Not specified	460,168.00	Subsidiary services. Contract concluded
74	1/2015/2016	GOODS AT VARIOUS SPOT FIELDS	TECHNICAL SERVICES	G. SWART	ASU ENTERPRISES	Monday, December 14, 2015	Not specified	460,168.00	Subsidiary services. Contract concluded
75	1/2015/2016	LABOUR INTENSIVE CLEANING AND GRASS-CUTTING OF PROVICAR ROAD RESERVES, WORMESTER / ROBERTSON	TECHNICAL SERVICES	G. SWART	BERCOAL TRADING CC	Monday, December 14, 2015	Not specified	21,091.76	Subsidiary services. Contract concluded
76	1/2015/2016	CONSTRUCTION OF ALUMINUM FACILITIES AT GLENHEATH PRIMARY	TECHNICAL SERVICES	G. SWART	MASKANDA TRADING CC	Monday, December 14, 2015	Not specified	560,196.00	Subsidiary services. Contract concluded
77	1/2015/2016	CUSTOMIZATION OF EXISTING LIGHT PROGRAMME	CPHS	C. SWART	MASKANDA TRADING CC	Friday, December 4, 2015	Not specified	318,315.06	Subsidiary services. Contract concluded
78	1/2015/2016	SUPPLY AND DELIVERY OF PORTABLE SPREADER	CPHS	L. THOMPSON	WADYA SOFTWARE (PTY) LTD	Friday, December 4, 2015	Not specified	115,040.00	Subsidiary services. Contract concluded
79	1/2015/2016	SUPPLY AND DELIVERY OF SPARE PARTS SERVICE STATION	TECHNICAL SERVICES	L. THOMPSON	WADYA SOFTWARE (PTY) LTD	Friday, December 4, 2015	Not specified	67,908.54	Subsidiary services. Contract concluded
80	1/2015/2016	EQUIPMENT MANUFACTURERS (GAM) FOR A PERIOD OF THREE MONTHS WESTERN CAPE DEPARTMENT OF TRANSPORT AND PUBLIC WORKS	TECHNICAL SERVICES	J. MCGEEAN	Wides Bidders	Monday, December 7, 2015	Not specified		Subsidiary services. Contract concluded
81	1/2015/2016	CONTRACT FINANCING RESERVE (GAM) FOR A PERIOD OF THREE MONTHS WESTERN CAPE DEPARTMENT OF TRANSPORT AND PUBLIC WORKS	TECHNICAL SERVICES	J. MCGEEAN	Wides Bidders	Monday, December 7, 2015	Not specified		Subsidiary services. Contract concluded
82	1/2015/2016	LEASE OF OFFICE, ACCOMMODATION, WILLOWTON FOR A 3 YEAR PERIOD	TECHNICAL SERVICES	L. M. LESCH	Wides Bidders	Monday, December 14, 2015	Not specified		Subsidiary services. Contract concluded
83	1/2015/2016	LABOUR INTENSIVE CLEANING AND GRASS-CUTTING OF PROVICAR ROAD RESERVE, GORMESTER	TECHNICAL SERVICES	G. SWART	Wides Bidders	Monday, December 14, 2015	Not specified	21,091.76	Subsidiary services. Contract concluded
84	1/2015/2016	LABOUR INTENSIVE CLEANING AND GRASS-CUTTING OF PROVICAR ROAD RESERVES, STILLENBOSCH	TECHNICAL SERVICES	C. SWART	WESSEMAN CONSTRUCTION (PTY) LTD	Thursday, January 21, 2016	Not specified	855,276.50	Subsidiary services. Contract concluded
85	1/2015/2016	BSM (9/15) WORKS ON TRAFFIC SIGNALS	TECHNICAL SERVICES	A. STEVENS	WESSEMAN CONSTRUCTION (PTY) LTD	Thursday, January 21, 2016	Not specified	8,178,132.00	Subsidiary services. Contract concluded
86	1/2015/2016	DEVELOPMENT, MANUFACTURE, SUPPLY AND DELIVERY OF LEARNER BACKPACKS	TECHNICAL SERVICES	B. KURTZ	LAVILA SYSTEMS CC	Wednesday, January 27, 2016	Not specified		Subsidiary services. Contract concluded
87	1/2015/2016	HAND HELD SCANNERS	CPHS	M. LESCH	Thier for Trading CC	Monday, February 8, 2016	Not specified	95,591.60	Product delivered. Contract concluded
88	1/2015/2016	ON-SITE INFORMATION COMMUNICATION TECHNOLOGY SERVICES AT STILLLENBOSCH AND WORMESTER FOR THE PERIOD 01 APRIL 2015 TO 31 MARCH 2016	TECHNICAL SERVICES	L. VAN SCHALKWYK	MANTELLIT SUPPORT SERVICES (PTY) LTD	Friday, March 11, 2016	2 Years	Not fixed	Subsidiary services. Contract concluded
89	1/2015/2016	CONSTRUCTION OF WALL AT RONDVELD TO WORMESTER	TECHNICAL SERVICES	C. SWART	MASKANDA TRADING CC	Friday, March 11, 2016	Not specified	Not fixed	Subsidiary services. Contract concluded
90	1/2015/2016	LABOUR INTENSIVE CLEANING AND PROTECTIVE COATING, THE LOGISTICAL SUPPORT SERVICES PERSONNEL FOR A ONE YEAR PERIOD	CPHS	E. REUVES	SAFETY PROTECTIVE COATING	Thursday, March 3, 2016	1 Year	Not fixed	Subsidiary services. Contract concluded
91	1/2015/2016	BASIC BANDING SKILL TRAINING PROGRAMME FOR 20 WORKERS	CPHS	VERE WIFE	ROLAND COLLEGE	Thursday, March 3, 2016	Not specified	122,200.00	Subsidiary services. Contract concluded
92	1/2015/2016	SOFT SKILLS TRAINING PROGRAMME	CPHS	F. HOULTEBACH	Chaparrilla University of Technology	Thursday, March 3, 2016	Not specified	Not fixed	Subsidiary services. Contract concluded
93	1/2015/2016	FIRST AID LEVEL 1 AND 2 TRAINING	CPHS	F. HOULTEBACH	Chaparrilla University of Technology	Thursday, March 3, 2016	Not specified	Not fixed	Subsidiary services. Contract concluded
94	1/2015/2016	800 NO WORKING / 4 ACCREDITED LEARNERS WITHIN THE LOCAL GOVERNMENT SECTOR - NATIONAL CERTIFICATE SUPERVISION OF CONSTRUCTION PROCESS MOP 4 (EQCA 10-49003)	CPHS	F. HOULTEBACH	Chaparrilla University of Technology	Thursday, March 3, 2016	Not specified	Not fixed	Subsidiary services. Contract concluded
95	1/2015/2016	MANAGEMENT AND IMPLEMENTATION OF THE RURAL ROAD ASSET MANAGEMENT SYSTEM WITHIN THE CAPE WINELANDS FOR A PERIOD OF THREE YEARS	TECHNICAL SERVICES	F. VAN ECK	Academy for Construction Skills	Friday, April 8, 2016	3 Years	Not fixed	Subsidiary services. Contract concluded
96	1/2015/2016	CT ALDIP REVIEW	TECHNICAL SERVICES	F. VAN ECK	SMC South Africa (Pty) Ltd	Friday, April 8, 2016	Not specified	6,910,119.00	Subsidiary services. Contract concluded
97	1/2015/2016	DRIVING LICENSE TRAINING	CPHS	NAM	SMC South Africa (Pty) Ltd	Friday, April 8, 2016	Not specified	324,800.00	Subsidiary services. Contract concluded
98	1/2015/2016	BASIC WELDING COURSE	CPHS	R. HOULTEBACH	PAPE RESTORATION/COOL	Thursday, April 12, 2016	Not specified	157,835.00	Subsidiary services. Contract concluded
99	1/2015/2016	LEARNER PEAK CARS	TECHNICAL SERVICES	R. HOULTEBACH	ROLAND COLLEGE	Thursday, April 12, 2016	Not specified	49,200.00	Subsidiary services. Contract concluded
100	1/2015/2016	SUPPLY AND DELIVERY OF VARIOUS SHIRTS	CPHS	F. DUUR	PRODUCTION THOMAS TECHNOLOGIES	Wednesday, April 20, 2016	Not specified	Not fixed	Subsidiary services. Contract concluded
101	1/2015/2016	GROUP LIFE INSURANCE SCHEME FOR THE PERIOD FROM 01 JAN 2016 UNTIL 30 JUNE 2016	CPHS	F. DUUR	PRODUCTION THOMAS TECHNOLOGIES	Wednesday, April 20, 2016	Not specified	Not fixed	Subsidiary services. Contract concluded
102	1/2015/2016	SECURITY AND ENGLISH TRANSLATION SERVICES FOR THE PERIOD JULY 2015 TO 30 JUNE 2016	TECHNICAL SERVICES	F. DUUR	Verco Financial Services (Pty) Ltd	Monday, May 18, 2016	3 YEARS	Not fixed	Subsidiary services. Contract concluded
103	1/2015/2016	SECURITY AND ENGLISH TRANSLATION SERVICES FOR THE PERIOD JULY 2015 TO 30 JUNE 2016	TECHNICAL SERVICES	F. REUVES	Verco Financial Services (Pty) Ltd	Monday, May 18, 2016	3 YEARS	Not fixed	Subsidiary services. Contract concluded
104	1/2015/2016	SECURITY AND ENGLISH TRANSLATION SERVICES FOR THE PERIOD JULY 2015 TO 30 JUNE 2016	TECHNICAL SERVICES	F. REUVES	Verco Financial Services (Pty) Ltd	Monday, May 18, 2016	3 YEARS	Not fixed	Subsidiary services. Contract concluded
105	1/2015/2016	SECURITY AND ACCESS CONTROL SERVICES FOR 51 TRAFFIC STREET, WORMESTER FOR THE PERIOD 01/07/2016 TO 30/06/2017	TECHNICAL SERVICES	M. LESCH	Alpha Wilson	Monday, May 18, 2016	1 Year	Not fixed	Subsidiary services. Contract concluded
106	1/2015/2016	SECURITY AND ACCESS CONTROL SERVICES FOR THE PERIOD 01/07/2016 TO 30/06/2017	TECHNICAL SERVICES	F. REUVES	Alpha Wilson	Monday, May 18, 2016	1 Year	Not fixed	Subsidiary services. Contract concluded
107	1/2015/2016	SECURITY AND ACCESS CONTROL SERVICES FOR 124 MAIN STREET, PEARL FOR THE PERIOD 01/07/2016 TO 30/06/2017	TECHNICAL SERVICES	F. REUVES	Alpha Wilson	Monday, May 18, 2016	1 Year	Not fixed	Subsidiary services. Contract concluded
108	1/2015/2016	SECURITY AND ACCESS CONTROL SERVICES FOR THE PERIOD 01/07/2016 TO 30/06/2017	TECHNICAL SERVICES	F. REUVES	Alpha Wilson	Monday, May 18, 2016	1 Year	Not fixed	Subsidiary services. Contract concluded
109	1/2015/2016	SECURITY AND ACCESS CONTROL SERVICES FOR THE PERIOD 01/07/2016 TO 30/06/2017	TECHNICAL SERVICES	F. REUVES	Alpha Wilson	Monday, May 18, 2016	1 Year	Not fixed	Subsidiary services. Contract concluded
110	1/2015/2016	SECURITY AND ACCESS CONTROL SERVICES FOR THE PERIOD 01/07/2016 TO 30/06/2017	TECHNICAL SERVICES	F. REUVES	Alpha Wilson	Monday, May 18, 2016	1 Year	Not fixed	Subsidiary services. Contract concluded
111	1/2015/2016	SECURITY AND ACCESS CONTROL SERVICES FOR THE PERIOD 01/07/2016 TO 30/06/2017	TECHNICAL SERVICES	F. REUVES	Alpha Wilson	Monday, May 18, 2016	1 Year	Not fixed	Subsidiary services. Contract concluded
112	1/2015/2016	SECURITY AND ACCESS CONTROL SERVICES FOR THE PERIOD 01/07/2016 TO 30/06/2017	TECHNICAL SERVICES	F. REUVES	Alpha Wilson	Monday, May 18, 2016	1 Year	Not fixed	Subsidiary services. Contract concluded
113	1/2015/2016	SECURITY AND ACCESS CONTROL SERVICES FOR THE PERIOD 01/07/2016 TO 30/06/2017	TECHNICAL SERVICES	F. REUVES	Alpha Wilson	Monday, May 18, 2016	1 Year	Not fixed	Subsidiary services. Contract concluded
114	1/2015/2016	SUPPLY, DELIVERY AND SPACING OF BITUMINOUS PRODUCTS AND RELATED SERVICES FOR THE PERIOD 01 JULY 2016 TO 30 JUNE 2019	TECHNICAL SERVICES	A. STEVENS	MANTER ELECTRICAL AND CONSTRUCTION	Monday, May 18, 2016	3 YEARS	Not fixed	Subsidiary services. Contract concluded
115	1/2015/2016	SUPPLY AND DELIVERY OF STATIONERY AND ALL 80 GSM PAPER FOR THE PERIOD 01 JULY 2016 TO 30 JUNE 2018	CPHS	S. NUMMES	S&S Consulting Engineers	Monday, May 23, 2016	NOT SPECIFIED	113,091.00	Subsidiary services. Contract concluded
116	1/2015/2016	SUPPLY AND DELIVERY OF COFFEE, TEA, COFFEE CREAMER, SUGAR, SWEETENER AND LONG LIFE MILK FOR THE PERIOD 01 JULY 2016 TO 30 JUNE 2018	CPHS	W. DIETTER	S&S Consulting Engineers	Monday, May 23, 2016	NOT SPECIFIED	60,483.10	Subsidiary services. Contract concluded
117	1/2015/2016	SUPPLY AND DELIVERY OF GARDEN UNITS AND MATRESSES FOR THE PERIOD 01 JULY 2016 TO 30 JUNE 2019	TECHNICAL SERVICES	D. THORON / FANDOR	Western Cape Suppliers	Friday, June 10, 2016	2 YEARS	Not fixed	Subsidiary services. Contract concluded
118	1/2015/2016	SUPPLY AND DELIVERY OF GRANITE COUNTERTOPS FOR THE PERIOD 01 JULY 2016 TO 30 JUNE 2018	TECHNICAL SERVICES	W. DIETTER	Western Cape Suppliers	Friday, June 10, 2016	2 YEARS	Not fixed	Subsidiary services. Contract concluded
119	1/2015/2016	SUPPLY AND DELIVERY OF GRANITE COUNTERTOPS FOR THE PERIOD 01 JULY 2016 TO 30 JUNE 2018	TECHNICAL SERVICES	D. THORON / FANDOR	Western Cape Suppliers	Friday, June 10, 2016	2 YEARS	Not fixed	Subsidiary services. Contract concluded
120	1/2015/2016	SUPPLY AND DELIVERY OF GRANITE COUNTERTOPS FOR THE PERIOD 01 JULY 2016 TO 30 JUNE 2018	TECHNICAL SERVICES	D. THORON / FANDOR	Western Cape Suppliers	Friday, June 10, 2016	2 YEARS	Not fixed	Subsidiary services. Contract concluded
121	1/2015/2016	SUPPLY AND DELIVERY OF GRANITE COUNTERTOPS FOR THE PERIOD 01 JULY 2016 TO 30 JUNE 2018	TECHNICAL SERVICES	D. THORON / FANDOR	Western Cape Suppliers	Friday, June 10, 2016	2 YEARS	Not fixed	Subsidiary services. Contract concluded
122	1/2015/2016	SUPPLY AND DELIVERY OF GRANITE COUNTERTOPS FOR THE PERIOD 01 JULY 2016 TO 30 JUNE 2018	TECHNICAL SERVICES	D. THORON / FANDOR	Western Cape Suppliers	Friday, June 10, 2016	2 YEARS	Not fixed	Subsidiary services. Contract concluded
123	1/2015/2016	SUPPLY AND DELIVERY OF GRANITE COUNTERTOPS FOR THE PERIOD 01 JULY 2016 TO 30 JUNE 2018	TECHNICAL SERVICES	D. THORON / FANDOR	Western Cape Suppliers	Friday, June 10, 2016	2 YEARS	Not fixed	Subsidiary services. Contract concluded
124	1/2015/2016	SUPPLY AND DELIVERY OF GRANITE COUNTERTOPS FOR THE PERIOD 01 JULY 2016 TO 30 JUNE 2018	TECHNICAL SERVICES	D. THORON / FANDOR	Western Cape Suppliers	Friday, June 10, 2016	2 YEARS	Not fixed	Subsidiary services. Contract concluded
125	1/2015/2016	SUPPLY AND DELIVERY OF GRANITE COUNTERTOPS FOR THE PERIOD 01 JULY 2016 TO 30 JUNE 2018	TECHNICAL SERVICES	D. THORON / FANDOR	Western Cape Suppliers	Friday, June 10, 2016	2 YEARS	Not fixed	Subsidiary services. Contract concluded
126	1/2015/2016	SUPPLY AND DELIVERY OF GRANITE COUNTERTOPS FOR THE PERIOD 01 JULY 2016 TO 30 JUNE 2018	TECHNICAL SERVICES	D. THORON / FANDOR	Western Cape Suppliers	Friday, June 10, 2016	2 YEARS	Not fixed	Subsidiary services. Contract concluded
127	1/2015/2016	SUPPLY AND DELIVERY OF GRANITE COUNTERTOPS FOR THE PERIOD 01 JULY 2016 TO 30 JUNE 2018	TECHNICAL SERVICES	D. THORON / FANDOR	Western Cape Suppliers	Friday, June 10, 2016	2 YEARS	Not fixed	Subsidiary services. Contract concluded
128	1/2015/2016	SUPPLY AND DELIVERY OF GRANITE COUNTERTOPS FOR THE PERIOD 01 JULY 2016 TO 30 JUNE 2018	TECHNICAL SERVICES	D. THORON / FANDOR	Western Cape Suppliers	Friday, June 10, 2016	2 YEARS	Not fixed	Subsidiary services. Contract concluded
129	1/2015/2016	SUPPLY AND DELIVERY OF GRANITE COUNTERTOPS FOR THE PERIOD 01 JULY 2016 TO 30 JUNE 2018	TECHNICAL SERVICES	D. THORON / FANDOR	Western Cape Suppliers	Friday, June 10, 2016	2 YEARS	Not fixed	Subsidiary services. Contract concluded
130	1/2015/2016	SUPPLY AND DELIVERY OF GRANITE COUNTERTOPS FOR THE PERIOD 01 JULY 2016 TO 30 JUNE 2018	TECHNICAL SERVICES	D. THORON / FANDOR	Western Cape Suppliers	Friday, June 10, 2016	2 YEARS	Not fixed	Subsidiary services. Contract concluded
131	1/2015/2016	SUPPLY AND DELIVERY OF GRANITE COUNTERTOPS FOR THE PERIOD 01 JULY 2016 TO 30 JUNE 2018	TECHNICAL SERVICES	D. THORON / FANDOR	Western Cape Suppliers	Friday, June 10, 2016	2 YEARS	Not fixed	Subsidiary services. Contract concluded
132	1/2015/2016	SUPPLY AND DELIVERY OF GRANITE COUNTERTOPS FOR THE PERIOD 01 JULY 2016 TO 30 JUNE 2018	TECHNICAL SERVICES	D. THORON / FANDOR	Western Cape Suppliers	Friday, June 10, 2016	2 YEARS	Not fixed	Subsidiary services. Contract concluded
133	1/2015/2016	SUPPLY AND DELIVERY OF GRANITE COUNTERTOPS FOR THE PERIOD 01 JULY 2016 TO 30 JUNE 2018	TECHNICAL SERVICES	D. THORON / FANDOR	Western Cape Suppliers	Friday, June 10, 2016	2 YEARS	Not fixed	Subsidiary services. Contract concluded
134	1/2015/2016	SUPPLY AND DELIVERY OF GRANITE COUNTERTOPS FOR THE PERIOD 01 JULY 2016 TO 30 JUNE 2018	TECHNICAL SERVICES	D. THORON / FANDOR	Western Cape Suppliers	Friday, June 10, 2016	2 YEARS	Not fixed	Subsidiary services. Contract concluded
135	1/2015/2016	SUPPLY AND DELIVERY OF GRANITE COUNTERTOPS FOR THE PERIOD 01 JULY 2016 TO 30 JUNE 2018	TECHNICAL SERVICES	D. THORON / FANDOR	Western Cape Suppliers	Friday, June 10, 2016	2 YEARS	Not fixed	Subsidiary services. Contract concluded
136	1/2015/2016	SUPPLY AND DELIVERY OF GRANITE COUNTERTOPS FOR THE PERIOD 01 JULY 2016 TO 30 JUNE 2018	TECHNICAL SERVICES	D. THORON / FANDOR	Western Cape Suppliers	Friday, June 10, 2016	2 YEARS	Not fixed	Subsidiary services. Contract concluded
137	1/2015/2016	SUPPLY AND DELIVERY OF GRANITE COUNTERTOPS FOR THE PERIOD 01 JULY 2016 TO 30 JUNE 2018	TECHNICAL SERVICES	D. THORON / FANDOR	Western Cape Suppliers	Friday, June 10, 2016	2 YEARS	Not fixed	Subsidiary services. Contract concluded
138	1/2015/2016	SUPPLY AND DELIVERY OF GRANITE COUNTERTOPS FOR THE PERIOD 01 JULY 2016 TO 30 JUNE 2018	TECHNICAL SERVICES	D. THORON / FANDOR	Western Cape Suppliers	Friday, June 10, 2016	2 YEARS	Not fixed	Subsidiary services. Contract concluded
139	1/2015/2016	SUPPLY AND DELIVERY OF GRANITE COUNTERTOPS FOR THE PERIOD 01 JULY 2016 TO 30 JUNE 2018	TECHNICAL SERVICES	D. THORON / FANDOR	Western Cape Suppliers	Friday, June 10, 2016	2 YEARS	Not fixed	Subsidiary services. Contract concluded
140	1/2015/2016	SUPPLY AND DELIVERY OF GRANITE COUNTERTOPS FOR THE PERIOD 01 JULY 2016 TO 30 JUNE 2018	TECHNICAL SERVICES	D. THORON / FANDOR	Western Cape Suppliers	Friday, June 10, 2016	2 YEARS	Not fixed	Subsidiary services. Contract concluded
141	1/2015/2016	SUPPLY AND DELIVERY OF GRANITE COUNTERTOPS FOR THE PERIOD 01 JULY 2016 TO 30 JUNE 2018	TECHNICAL SERVICES	D. THORON / FANDOR	Western Cape Suppliers	Friday, June 10, 2016	2 YEARS	Not fixed	Subsidiary services. Contract concluded
142	1/2015/2016	SUPPLY AND DELIVERY OF							

118	T 2016/021	SUPPLY AND DELIVERY OF ROADSTONE (ALTERED) GRAVEL FOR THE PERIOD 01 JULY 2016 TO 30 JUNE 2019	TECHNICAL SERVICES	A STEVENS	<p>Atfield CC Afrimat Aggregates (Operations)(Pty) Ltd Aqua Transport and Plant Hire (Pty) Ltd DP Truck Hire FG Jacobs Transport CC Jerome Transport Services Lennox Trading (Pty) Ltd M & L Construction (Pty) Ltd Malabone Trading 279 CC Malabone Concrete Mixers CC Mayroll Trading Enterprises Morrison Goodenoughs Premier Attention 217 CC WB Taper Truck and Plant Hire (Pty) Ltd</p>	Friday, June 10, 2016	3 YEARS	NOT FIXED	Service delivery in progress
119	T 2016/021	SUPPLY AND DELIVERY OF ROADSTONE (ALTERED) GRAVEL FOR THE PERIOD 01 JULY 2016 TO 30 JUNE 2019	TECHNICAL SERVICES	A STEVENS	<p>Atfield CC Afrimat Aggregates (Operations)(Pty) Ltd FG Jacobs Transport CC Malabone's Transport CC Sphabona Resources</p>	Friday, June 10, 2016	3 YEARS	NOT FIXED	Service delivery in progress
120	T 2016/021	SUPPLY AND DELIVERY OF PER-AM CONCRETE FOR THE PERIOD 01 JULY 2016 TO 30 JUNE 2019	TECHNICAL SERVICES	A STEVENS	<p>Malabone Concrete Mixers CC DP Truck Hire</p>	Friday, June 10, 2016	3 YEARS	NOT FIXED	Service delivery in progress
121	T 2016/027	SUPPLY AND DELIVERY OF ROAD LINE PAINT, THINNERS AND GLASS BEADS FOR THE PERIOD 01 JULY 2016 TO 30 JUNE 2019	TECHNICAL SERVICES	A STEVENS	<p>DP Paint Consultant CC Berlin Construction and Logistics (Pty) Ltd</p>	Friday, June 10, 2016	3 YEARS	NOT FIXED	Service delivery in progress
122	T 2016/020	SUPPLY AND DELIVERY OF TRAFFIC CONTROL SIGNS FOR THE PERIOD 01 JULY 2016 TO 30 JUNE 2019	TECHNICAL SERVICES	A STEVENS	<p>Capex Signs CC Honey Enterprises CC Mowbray Signs Sotho Signs (Pty) Ltd</p>	Friday, June 10, 2016	3 YEARS	NOT FIXED	Service delivery in progress
123	T 2016/031	SECURITY SERVICES FOR THE ROAD DEPARTMENT, CERES, ROBERTSON AND WORCESTER FOR THE PERIOD 01 JULY 2016 TO 30 JUNE 2017	TECHNICAL SERVICES	A STEVENS	Hobo Security	Friday, June 10, 2016	1 YEAR	NOT FIXED	Service delivery in progress
124	T 2016/035	REPAIR AND MAINTENANCE CONTRACT ELECTRICAL WORK FOR THE PERIOD 11 JULY 2016 TO 30 JUNE 2017	TECHNICAL SERVICES	T. SOLOMON	Meyer Electrical and Construction	Friday, June 24, 2016	1 YEAR	NOT FIXED	Satisfactory service. Contract concluded.
125	T 2016/016	REPAIR, SERVICING AND MAINTENANCE CONTRACT: AIR CONDITIONERS FOR THE PERIOD 11 JULY 2016 TO 30 JUNE 2017	TECHNICAL SERVICES	T. SOLOMON	VULS AIRCONDITIONING & REFRIGERATION	Friday, June 24, 2016	1 YEAR	NOT FIXED	<p>Witzenberg R 33 246,52 Draakenstein R 59 126,78 Strydom R 109 283,26 Breed Valley R 101 806,56 Langbeek R 97 533,45 Willemberg R 27 220,00 Draakenstein R 54 150,00 Strydom R 161 780,00 Breed Valley R 149750,00 Langbeek R 54 560,00</p>
126	T 2016/027	REPAIR AND MAINTENANCE CONTRACT: PUMPING WORK FOR THE PERIOD 11 JULY 2016 TO 30 JUNE 2017	TECHNICAL SERVICES	T. SOLOMON	Meyer Electrical and Construction	Friday, June 24, 2016	1 YEAR	NOT FIXED	<p>Witzenberg R 33 246,52 Draakenstein R 59 126,78 Strydom R 109 283,26 Breed Valley R 101 806,56 Langbeek R 97 533,45 Willemberg R 27 220,00 Draakenstein R 54 150,00 Strydom R 161 780,00 Breed Valley R 149750,00 Langbeek R 54 560,00</p>
127	T 2016/007	HUMAN RESOURCE AUDIT, STRATEGY REVIEW, UPDATE AND COMPLETION OF HUMAN RESOURCE RELATED POLICES	TECHNICAL SERVICES	T. SOLOMON	Meyer Electrical and Construction	Friday, June 24, 2016	1 YEAR	NOT FIXED	<p>Paul R 69 000,00 p.a. Strydom R 137 200,00 p.a. Robertson R 200 000,00 p.a. Worcester R 188 000,00 p.a. District Management Center R 320 000 per day</p>
128	T 2016/024	CAPE WINDLANDS DISTRICT MUNICIPALITY FOOD AND WATER MICROBIOLOGICAL SAMPLE ANALYSIS FOR THE PERIOD 11 JULY 2016 TO 30 JUNE 2019	FINANCIAL & STRATEGIC SUPPORT SERVICES	E. REIJLES	<p>Top 'n' Hot CC Sation Cleaning Services</p>	Friday, June 24, 2016	1 YEAR	NOT FIXED	Satisfactory service. Contract concluded.
129	T 2016/038	SUPPLY AND DELIVERY OF EXTINGUISHERS, REFILLING OF EXTINGUISHERS AND RELATED FIRE EXTINGUISHING MATERIAL FOR THE PERIOD 11 JULY 2016 TO 30 JUNE 2017	CPSS	P. ROGERS	<p>South Star (Pty) Ltd 1/4, Maritz Maritzside AA Fire and Safety CC Alesi Fire CC Maritz Projects</p>	Friday, June 24, 2016	3 YEARS	NOT FIXED	Service delivery in progress.
130	T 2016/027	GROUND CREWS FOR FIRE FIGHTING AND FIRE RELATED FUNCTIONS FOR THE PERIOD 11 JULY 2016 TO 30 JUNE 2017	CPSS	D. WINDOS	<p>NCC Environmental Services (Pty) Ltd and Urban Wildlife Management (Pty) Ltd FG Uniforms CC Invoys Safety Maritz Projects Sparks and EMS (Pty) Ltd Steven Ridge CC</p>	Friday, June 24, 2016	1 YEAR	NOT FIXED	Satisfactory service. Contract concluded.
131	T 2016/027	SUPPLY AND DELIVERY OF UNIFORM AND PERSONAL PROTECTIVE EQUIPMENT FOR THE PERIOD 11 JULY 2016 TO 30 JUNE 2019	CPSS	W. JOHNS	High Power Equipment Africa (Pty) Ltd Pison Power Chemicals CC	Friday, June 24, 2016	3 YEARS	NOT FIXED	Service delivery in progress.
132	T 2016/021	SUPPLY AND DELIVERY OF OILS AND LUBRICANTS FOR THE PERIOD 11 JULY 2016 TO 30 JUNE 2019	TECHNICAL SERVICES	L. MCCLEAN	<p>CT Tyre King Fraximus Tyre Services CC Kaborras Fuel (Pty) Ltd Kaborras Steelschich (Pty) Ltd Prima Service (Edm) Bk H/A Supa Quick Worcester Prima Brand (Edm) Bk Trendire (Pty) Ltd</p>	Friday, June 24, 2016	3 YEARS	NOT FIXED	Service delivery in progress.
133	T 2016/018	SUPPLY AND DELIVERY OF FENCING MATERIALS FOR THE PERIOD 11 JULY 2016 TO 30 JUNE 2019	TECHNICAL SERVICES	L. MCCLEAN	<p>Booths & Barbra Africa Inhala Industries Starline (Pty) Ltd</p>	Friday, June 24, 2016	3 YEARS	NOT FIXED	Service delivery in progress.
134	T 2016/020	SUPPLY AND DELIVERY OF GEOTECHNICAL PRODUCTS FOR THE PERIOD 11 JULY 2016 TO 30 JUNE 2019	TECHNICAL SERVICES	A STEVENS	<p>Trendire (Pty) Ltd Lennox Trading Services Kymac Trading as Kymac WAF Civil Engineering Supplies CC Top Ris Suppliers</p>	Friday, June 24, 2016	3 YEARS	NOT FIXED	Service delivery in progress.
135	T 2016/021	SUPPLY AND DELIVERY OF GEOTECHNICAL PRODUCTS FOR THE PERIOD 11 JULY 2016 TO 30 JUNE 2019	TECHNICAL SERVICES	A STEVENS	<p>Western Cape Shillings Inhala Industries Starline (Pty) Ltd</p>	Friday, June 24, 2016	3 YEARS	NOT FIXED	Service delivery in progress.
136	T 2016/021	SUPPLY AND DELIVERY OF TONET PAPER, BARREL TOWELS, KITCHEN TOWELS AND FOLDED TISSUE PAPERS FOR THE PERIOD 11 JULY 2016 TO 30 JUNE 2019	TECHNICAL SERVICES	A STEVENS	<p>Western Cape Shillings Inhala Industries Starline (Pty) Ltd</p>	Friday, June 24, 2016	3 YEARS	NOT FIXED	Service delivery in progress.
137	T 2016/021	SUPPLY AND DELIVERY OF TONET PAPER, BARREL TOWELS, KITCHEN TOWELS AND FOLDED TISSUE PAPERS FOR THE PERIOD 11 JULY 2016 TO 30 JUNE 2019	TECHNICAL SERVICES	A STEVENS	<p>Western Cape Shillings Inhala Industries Starline (Pty) Ltd</p>	Friday, June 24, 2016	3 YEARS	NOT FIXED	Service delivery in progress.
138	T 2016/021	SUPPLY AND DELIVERY OF TONET PAPER, BARREL TOWELS, KITCHEN TOWELS AND FOLDED TISSUE PAPERS FOR THE PERIOD 11 JULY 2016 TO 30 JUNE 2019	TECHNICAL SERVICES	A STEVENS	<p>Western Cape Shillings Inhala Industries Starline (Pty) Ltd</p>	Friday, June 24, 2016	3 YEARS	NOT FIXED	Service delivery in progress.
139	T 2016/021	SUPPLY AND DELIVERY OF TONET PAPER, BARREL TOWELS, KITCHEN TOWELS AND FOLDED TISSUE PAPERS FOR THE PERIOD 11 JULY 2016 TO 30 JUNE 2019	TECHNICAL SERVICES	A STEVENS	<p>Western Cape Shillings Inhala Industries Starline (Pty) Ltd</p>	Friday, June 24, 2016	3 YEARS	NOT FIXED	Service delivery in progress.
140	T 2016/017	SUPPLY AND DELIVERY OF CONCRETE PIPES AND CURBETS FOR THE PERIOD 08 AUGUST 2016 TO 30 JUNE 2019	TECHNICAL SERVICES	A STEVENS	<p>Western Cape Shillings Inhala Industries Starline (Pty) Ltd</p>	Friday, June 24, 2016	3 YEARS	NOT FIXED	Service delivery in progress.
141	T 2016/028	CAPE WINDLANDS DISTRICT MUNICIPALITY CHEMICAL ANALYSIS OF WATER SAMPLES FOR THE PERIOD 08 AUGUST 2016 TO 30 JUNE 2019	CPSS	P. ROGERS	<p>AL Robert and Associates (Pty) Ltd Cap Steinhilberch Environmental Lubation</p>	Friday, June 24, 2016	3 YEARS	NOT FIXED	Service delivery in progress.

**Annexure B /
Bylaag B**

**ANNEXURE B1
PREDETERMINED OBJECTIVES OF CAPE WINELANDS
DISTRICT MUNICIPALITY 2016/2017**

Predetermined Objectives will be submitted separately

**ANNEXURE B2
IN YEAR REPORT JUNE 2017**

CWDDM SDBIP 2016 / 2017 (Q4 April 2017 – June 2017)

Draft Tabled on 25 February 2016 C.14.4

Final approval 28 April 2016 C.14.4 Revised July 2016 – Roll-Over Budget.

Revised 23 February 2017 – Adjustment Budget


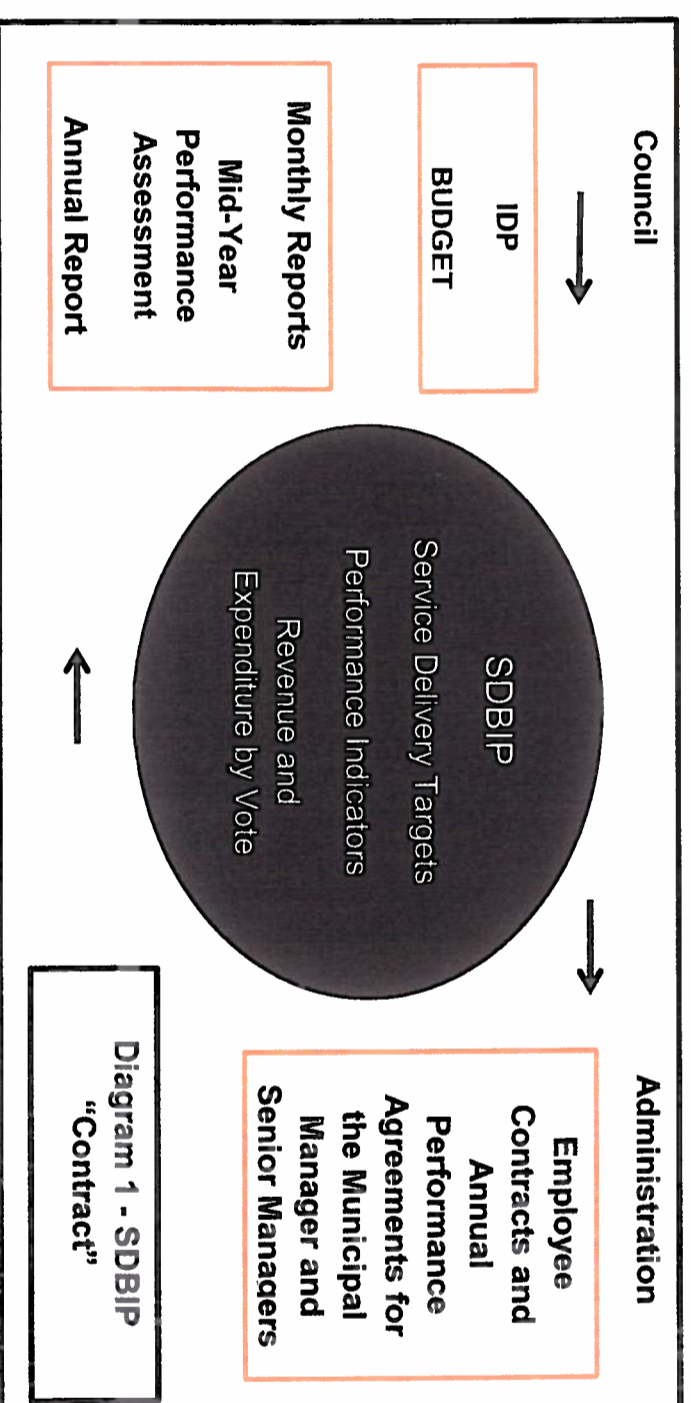


Table of Contents

1. INTRODUCTION	2
2. RISK MANAGEMENT	3
3. MONTHLY PROJECTIONS OF REVENUE TO BE COLLECTED PER STRATEGIC OBJECTIVE	4
4. MONTHLY PROJECTIONS OF OPERATING EXPENDITURE PER STRATEGIC OBJECTIVE	5
5. EXPENDITURE AND DELIVERY (PROJECTS)	6
6. CAPITAL BUDGET (THREE YEARS)	7
6.1 BUDGET LINK IDP/STRATEGIC OBJECTIVES/PREDETERMINED OBJECTIVES	8
7. CWDM STRATEGIC OBJECTIVES:	9
7.1 NATIONAL KPA's:	10
8. QUARTERLY PROJECTIONS OF SERVICE DELIVERY TARGETS AND PERFORMANCE INDICATORS (ORGANISATIONAL KPI'S)	11
9. QUARTERLY PROJECTIONS OF SERVICE DELIVERY TARGETS AND PERFORMANCE INDICATORS (PROJECTS)	13
CONCLUSION	16

1. INTRODUCTION

The Service Delivery and Budget Implementation Plan (SDBIP) seek to promote municipal accountability and transparency and is an important instrument for service delivery and budgetary monitoring and evaluation. The SDBIP is a partnership contract between the administration, council and community, which expresses the goals and objectives, set by the council as quantifiable outcomes that can be implemented by the administration over the next financial year as illustrated in Diagram 1.



Section 1 of the MFMA defines the SDBIP as: A detailed plan approved by the mayor of a municipality in terms of section 53(1)(ii) for implementing the municipality's delivery of services and the execution of its annual budget and which must include (as part of the top-layer) the following:

- (a) Projections for each month of -
 - Revenue to be collected, by source, and
 - Operational and capital expenditure, by vote;
- (b) Service delivery targets and performance indicators for each quarter.

In terms of National Treasury's Circular No. 13 the SDBIP must provide a picture of service delivery areas, budget allocations and enable monitoring and evaluation. It specifically requires the SDBIP to include;

- Monthly projections of revenue to be collected for each source;
- Monthly projections of expenditure (operating and capital) and revenue for each vote;
- Quarterly projections of service delivery targets and performance indicators for each vote;
- Information for expenditure and delivery; and
- Detailed capital works plan.

In terms of Sections 69(3)(a) and (b) of the MFMA the accounting officer of a municipality must submit to the Mayor within 14 days after the approval of an annual budget, a draft SDBIP for the budget year and drafts of the annual performance agreements as required in terms of section 57(1)(b) of the Municipal Systems Act (MSA) for the municipal manager and all senior managers. Furthermore, according to Section 53(1)(c)(ii) and (iii) of the MFMA, the Executive Mayor is expected to approve the SDBIP within 28 days after the approval of the budget.

This coincides with the need to table at Council, drafts of the annual performance agreements for the municipal manager and all senior managers as required in terms of Section 57(1)(b) of the MSA.

The budget implementation section of the SDBIP is categorised in terms of Votes as prescribed by the MFMA. In case of the CWDM, Votes indicate a budget allocation for Core Administration as per Strategic Objective.

2. RISK MANAGEMENT

The Cape Winelands District Municipality is committed to effective risk management in order to achieve our vision, service delivery on our core business and strategic key objectives to ensure appropriate outcomes. In the course of conducting our day-to-day business operations, we are exposed to a variety of risks. These risks include operational and other risks that are material and require comprehensive controls and on-going oversight.

To ensure business success the CWDM have adopted an enterprise-wide integrated positive approach to the management of risks. By embedding the risk management process into key business processes such as planning, operations and new projects, management will be better equipped to identify events affecting our objectives and to manage risks in ways that are consistent with the approved risk appetite. The Cape Winelands District Municipality will not only look at the risk of things going wrong, but also the impact of not taking opportunities or not capitalizing on municipal strengths. By adopting this positive approach and taking into consideration the Integrated Developmental Plan it will enable the Municipality to fulfil its performance expectations.

The Council recognizes the wide range of risks to which the Cape Winelands District Municipality is exposed. At the Cape Winelands District Municipality we are committed to the effective management of risk in order to achieve our goals and objectives, as well as converting risk into opportunities that create value for our stakeholders. It is therefore a strategic objective to adopt a process of integrated risk management that will assist the Cape Winelands District Municipality in meeting its key goals, most specifically:

- To align the risk-taking behaviour to better achieves the goals and related objectives;
- To protect the reputation and brand name Cape Winelands District Municipality world-wide;
- To promote a risk awareness ethic in all Departments/Directorates and improve risk transparency to stakeholders;
- To maximise (create, protect and enhance) stakeholder value and net worth by managing risk that may impact on the development and success indicators; and
- To identify risk improvement opportunities that will maximise business opportunities and sustainable delivery of services and programs.

The table below shows the three strategic objectives (what we want to achieve) and related strategic risks (what prevents us from reaching the outcome)

STRATEGIC OBJECTIVE	SIX TOP STRATEGIC RISKS
1. To create an environment and forge partnerships that ensures the health, safety, social and economic development of all communities including the empowerment of the poor in the Cape Winelands District through economic, environmental and social infrastructure investment.	1. Lack of business continuity due to inadequate disaster recovery and business continuity plans. 2. Human resource capacity constraints 3. Ageing ICT Infrastructure 4. Climate Change
2. Promoting sustainable infrastructure services and a transport system which fosters social and economic opportunities.	5. Financial Viability
3. To provide an effective and efficient financial and strategic support services to the Cape Winelands District Municipality.	6. Under Expenditure

These strategic objectives will form the basis of the municipality's sustainable long-term strategy in its five year IDP for 2012/13 – 2016/17. Risk manifest as negative impacts on goals and objectives or as missed opportunities to enhance institutional performance. Stakeholders expect Municipality's to anticipate and manage risks in order to eliminate waste and inefficiency, reduce shocks and crises and to continuously improve capacity for delivering on their institutionalised mandates. Risk is therefore an event, potential or real, that could have an impact on the institution achieving its objectives. It is also apparent that risk is measured in terms of the impact that it would have on the achievement of objectives and the likelihood of the risk materialising.

3. MONTHLY PROJECTIONS OF REVENUE TO BE COLLECTED PER STRATEGIC OBJECTIVE

Description	SO	Original Budget 2016/17	Revised Adj Budget 2016/17 (incl Virements)	July	August	Sept	Target Q1	Actual Q1	October	Nov	Dec	Target Q2	Actual Q2	January	Feb.	March	Target Q3	Actual Q3	April	May	June	Target Q4	Actual Q4	
ADMIN FEES																								
DMAF AGENCY ADMIN	1	-366 000	-366 000	-	-	-	-	-	-	-	-	-	-	-	-	-	-	-	-	-	-	-366 000	-366 000	
ROADS AGENCY ADMIN	2	-12 285 000	-12 285 000	-	-	-	-	-	-	-	-	-	-	-	-	-	-	-	-	-	-	-12 285 000	-12 285 000	
GRANTS AND SUBSIDIES																								
EQUITABLE SHARE	3	4 090 000	4 090 000	-	-	-	-	-	-	-	-	-	-	-	-	-	-	-	-	-	-	-	-	-
EXPANDED PUBLIC WORKS PROGRAMME	2	-1 000 000	-1 000 000	-	-290 000	-	-290 000	-290 000	-	-450 000	-	-450 000	-450 000	-	-300 000	-	-300 000	-300 000	-	-	-	-	-	-
LOC GOV/FINAN.MANAGEM. GRANT	3	-1 250 000	-1 250 000	-	-1 250 000	-	-1 250 000	-1 250 000	-	-	-	-	-	-	-	-	-	-	-	-	-	-	-	-
WCPG- FINANCE MANAGEMENT GRANT	3	-120 000	-2 081 866	-	-	-	-	-	-	-	-	-	-	-	-	-	-	-	-	-	-	-1 381 866	-2 081 866	-1 167 487
NT TRANSFER/RCG REVENUE REPLACEMENT	3	-216 780 000	-216 780 000	-92 029 000	-	-	-92 029 000	-92 029 000	-	-	-73 623 000	-73 623 000	-73 623 000	-	-	-51 128 000	-51 128 000	-51 128 000	-	-	-	-	-	-
PUBL. SERV. IMPROVEMENT FACILITY GRANT	1	-	-33 955	-	-	-	-	-	-33 955	-	-	-33 955	-33 955	-	-	-	-	-	-	-	-	-	-	-
RURAL ROADS ASSET MAN. (SYST/DORA)	2	-2 683 000	-2 683 000	-	-	-	-	-	-	-	-1 200 000	-1 200 000	-2 683 000	-	-	-	-	-	-	-	-	-1 483 000	-1 483 000	
PERFORMANCE MANAGEMENT SUPPORT GRANT	3	-	-236 100	-	-	-	-	-	-	-	-	-	-	-	-	-	-	-	-	-	-	-236 100	-236 100	
IDP SUPPORT GRANT	3	-	-66 552	-	-	-	-	-	-	-	-	-	-	-	-	-	-	-	-	-	-	-66 552	-66 552	
CWDM INTEGRATED TRANSPORT PLAN (DORA)	2	-	-220 220	-	-	-	-	-	-	-	-	-	-	-	-	-	-	-	-	-	-	-220 220	-220 220	
LOC. GOV. GRADUATE INTERNSHIP	3	-	-60 000	-	-	-	-	-	-	-	-	-	-	-	-	-	-	-	-	-	-	-	-	-
OTHER INCOME																								
COMMUNITY DEVELOPMENT WORKERS (GRANT)	1	-75 000	-117 504	-	-	-75 000	-75 000	-75 000	-	-	-	-	-	-	-	-	-	-	-	-	-	-42 504	-42 504	
INCOME: EXHIBITIONS	1	-25 000	-25 000	-	-	-	-	-	-	-	-6 579	-6 579	-4 386	-4 386	-	-	-	-	-	-	-	-3 809	-5 763	
SETA - REFUNDS	3	-271 000	-271 000	-	-65 417	-	-65 417	-65 417	-44 246	-	-	-44 246	-44 246	-100 576	-	-30 000	-130 576	-100 576	-	-	-	-30 761	-30 761	
UPGRADE OF RURAL ROADS	2	-383 000	-383 000	-7 500	-15 000	-3 750	-26 250	-26 250	-	-3 750	-3 750	-7 500	-7 500	-3 750	-3 750	-3 750	-11 250	-	-3 750	-	-340 500	-348 000	-95 934	
UPGRADE OF RURAL ROADS (DE NOV)	2	4 120 000	4 120 000	-	-	-	-	-	-	-	-	-	-	-	-	-	-	4 120 000	-	-	-	4 120 000	4 120 000	715 978
SUBS. DOW. HIRING OF TOILETS	2	-350 000	-700 000	-	-56 020	-	-56 020	-56 020	-112 039	-56 020	-	-188 059	-188 059	-56 020	-56 019	-56 019	-168 058	-112 039	-56 019	-	-	-156 826	-307 864	-355 726
SERVICE CHARGES	1	-170 000	-170 000	199 624	2 014	-	201 638	201 638	-18 126	-	-	-18 126	-219 765	-169 911	-100 000	-83 601	-353 512	-301 438	-	-	-	-	-	-311 355
EXTERNAL INTEREST	1	-	-	-	-	-	-	-	-	-	-	-	-	-	-	-	-	-	-	-	-	-	-	-
INTEREST EARNED/PAID	3	-40 188 080	-48 000 000	-294 919	-909 078	-1 583 485	-2 777 482	-2 777 482	-2 569 894	-3 467 815	-567 510	-6 605 189	-6 605 190	-1 914 488	-3 093 911	-2 669 280	-7 677 659	-14 270 223	-4 694 880	-5 310 861	-20 533 929	-30 939 670	-28 036 741	
MISCELLANEOUS INCOME																								
MISCELLANEOUS INCOME 1	1	-258 000	-280 000	-3 942	-27 407	-88 013	-99 362	-94 462	-23 427	-50 438	-20 762	-94 628	-50 979	-45 134	-114	-37 961	-83 209	-139 100	-3 886	-2 000	-	23 085	17 199	-226 764
MISCELLANEOUS INCOME 2	2	-5 000	-5 000	-351	-263	-351	-965	-789	-88	-175	-439	-702	-877	-216	-109	-108	-433	-567	-72	-108	-2 721	-2 901	-789	
MISCELLANEOUS INCOME 3	3	-275 000	-280 800	-21 812	-22 518	-50 291	-94 621	-125 362	-36 935	-6 411	-40 062	-83 408	-82 821	-41 897	-10 975	-9 110	-61 982	-230 666	-9 111	9 122	-2 556	-20 789	-307 154	
AGENCY																								
ROADS AGENCY	2	-99 862 000	-99 440 000	-	-11 418 039	-1 498 975	-12 917 014	-12 916 814	-18 408 532	-13 985 898	1 586 580	-30 407 661	-28 925 062	-6 966 368	-12 677 688	-7 074 871	-26 708 927	-34 258 990	-4 118 065	-32 000	-25 236 133	-29 406 198	-34 340 026	
DMAF AGENCY	1	-4 399 000	-4 399 000	-	-	-1 094 999	-1 094 999	-1 094 999	-	-	-	-	-	-	-	-	-	-	-	-	-	-3 394 002	-3 394 002	
RENTAL FEES																								
RENTAL FEES - GENERAL	3	-132 000	-132 000	-10 187	-7 783	-15 386	-33 365	-25 753	-15 115	-16 503	-7 607	-38 225	-31 226	-6 573	-9 870	-9 405	-25 928	-24 025	-9 486	-9 869	-15 138	-34 492	-26 479	
PRIVATE CONTRIBUTIONS																								
CONTRIBUTION FROM PRIVATE LAND OWNERS: ELEC	2	-1 360 000	-290 000	-	-81 329	-	-81 329	-81 329	-	-108 197	-	-108 197	-108 197	-	-30 000	-	-30 000	-5 000	-	-	-	-30 474	-30 474	
OTHER PUBLIC CONTRIBUTIONS	3	-23 000	-	-	-	-	-	-	-	-	-	-	-	-	-	-	-	-	-	-	-	-	-	
		-389 490 090	-399 685 997	-82 158 087	-14 100 640	-4 590 249	-10 648 715	-10 637 058	-21 262 327	-17 744 199	-73 683 149	-112 889 675	-113 078 262	-9 299 299	-16 287 436	-65 254 457	-90 841 192	-108 518 158	-9 591 222	-5 674 490	-70 243 244	-85 319 956	-64 381 489	

4. MONTHLY PROJECTIONS OF OPERATING EXPENDITURE PER STRATEGIC OBJECTIVE

Vote Number	Description	S/O	Original Budget 2016/17	Budget 2016/17 (incl. Virements)	Nov	Augst	Sept	Target Q1	Actual Q1	Oct	Nov	Dec	Target Q2	Actual Q2	January	Feb	March	Target Q3	Actual Q3	April	May	June	Target Q4	Actual Q4
1000	Expenditure of the Council	3	11 675 000	11 374 100	2 303 054	470 870	751 250	3 591 160	3 031 524	989 875	516 580	754 404	2 270 556	2 398 076	749 875	728 846	739 322	2 227 837	2 160 295	732 851	742 028	1 693 375	3 294 254	2 159 435
1001	Office of the Municipal Manager	3	2 250 000	2 102 500	107 303	188 480	171 881	507 724	507 723	188 180	161 501	160 408	510 086	528 541	165 785	187 338	167 483	500 586	481 125	171 880	188 798	245 394	594 089	493 204
1002	Special Expenditure of Council	3	15 838 000	14 144 500	175 883	131 712	590 881	907 439	907 140	536 185	1 077 872	703 503	2 339 570	2 343 236	135 804	132 402	283 755	551 791	743 236	150 491	365 055	365 055	9 800 187	10 345 733
1003	Office of the Mayor	3	3 119 000	3 304 300	127 802	83 010	104 433	325 245	326 244	147 958	589 913	119 763	654 532	661 481	318 028	188 378	187 707	700 114	741 823	182 674	183 511	1 039 224	1 424 409	643 727
1004	Local Economic Development	1	2 841 000	3 065 730	134 644	308 404	175 374	639 422	639 422	173 089	358 460	161 320	692 879	721 887	183 783	175 657	178 110	517 550	484 018	282 887	310 999	703 918	1 216 878	600 797
1005	Office of the Speaker	3	1 800 000	1 075 350	115 838	86 087	118 577	327 510	334 113	105 878	109 342	100 543	312 763	315 453	105 945	97 842	97 388	301 227	178 865	97 387	102 402	-85 987	133 560	269 843
1007	Office of the Deputy Mayor	3	1 800 000	1 173 350	112 645	83 300	87 573	203 578	272 819	85 880	99 485	83 705	266 884	290 346	84 475	85 948	90 445	280 910	237 224	95 373	85 317	153 291	323 878	242 844
1010	Public Relations	3	3 223 000	3 880 500	97 718	1 083 448	83 432	1 288 594	1 288 601	96 832	311 985	131 808	542 428	559 278	98 121	248 188	208 203	551 518	417 173	320 505	320 505	170 393	837 083	1 327 981
1020	Audit	3	2 111 000	2 034 000	133 568	183 222	172 285	489 893	489 893	154 271	202 821	147 814	504 808	516 629	138 778	138 778	88 453	239 285	422 828	80 987	139 318	141 789	340 982	473 272
1101	Council Support	3	1 288 000	1 103 500	80 398	104 774	114 883	310 153	312 652	114 427	128 387	107 994	348 388	355 074	107 829	108 781	83 109	2 390 487	2 095 682	865 285	80 987	628 045	1 48 864	310 853
1102	Admin. Support Services	3	8 188 000	8 078 800	583 304	569 578	617 318	1 789 201	1 789 203	645 778	1 000 884	888 371	2 344 843	2 471 158	718 872	708 508	883 109	828 553	2 471 158	2 095 682	236 312	200 312	538 596	782 189
1103	Tourism	1	3 889 000	3 529 500	208 784	287 418	288 854	743 184	743 188	271 501	359 337	248 725	670 583	691 426	318 548	348 430	280 575	828 553	877 547	599 591	657 158	657 158	5 587 831	6 824 886
1110	Human Resource Management	3	10 152 000	11 474 230	389 128	430 884	489 618	1 289 431	1 289 172	600 371	804 854	475 154	1 881 079	1 928 566	478 918	431 487	590 828	1 502 040	1 881 855	599 591	2 469 853	1 244 056	1 888 008	5 589 725
1184	Property Management	3	14 653 000	14 653 210	441 878	483 574	521 980	1 457 430	1 458 363	666 624	2 390 153	672 528	3 728 487	5 430 254	1 225 298	1 280 387	1 351 877	3 887 558	3 088 742	2 469 853	2 469 853	1 244 056	1 888 008	
1185	Buildings - Maintenance	2	4 818 000	5 820 300	172 380	303 346	413 481	889 180	889 180	401 427	601 487	438 488	1 841 392	1 939 215	370 494	595 597	502 823	1 318 984	1 282 788	405 096	682 106	880 788	1 818 037	1 548 857
1186	Communications / Telephone	3	4 848 000	4 489 400	79 892	78 381	79 702	237 955	541 843	673 557	410 577	373 887	1 459 121	1 187 144	405 888	370 628	379 622	982 398	1 140 113	378 482	378 775	387 953	843 288	2 405 138
1201	Finance Dept. Management and Finance	3	3 723 000	5 353 540	238 934	242 455	245 778	725 105	684 032	259 146	321 645	682 048	1 259 839	881 124	247 587	285 108	449 863	982 398	1 134 160	445 418	52 259	51 850	311 783	418 882
1202	Financial Management	3	1 250 000	1 381 130	73 778	81 505	187 674	323 018	323 018	70 866	71 588	57 537	189 868	200 565	48 252	51 660	351 459	452 552	445 418	52 259	51 850	311 783	418 882	
1205	Budget & Financial Service	3	5 647 000	5 803 065	398 382	410 505	437 526	1 214 381	1 021 920	437 526	488 255	471 888	1 407 670	1 271 386	528 678	48 252	414 822	452 552	445 418	52 259	51 850	311 783	418 882	
1210	Information Technology	2	15 282 000	15 214 500	1 148 394	325 465	445 888	1 629 759	2 614 801	1 183 141	610 758	383 104	2 157 004	2 252 463	789 212	1 279 504	1 150 725	3 219 639	2 682 489	1 082 540	1 082 540	1 303 800	5 531 073	7 917 303
1225	Procurement	3	6 230 000	6 080 750	413 472	500 738	503 288	1 417 473	1 417 686	461 388	695 015	451 582	1 607 963	1 639 330	428 905	420 288	287 891	854 808	1 287 508	1 279 738	427 081	453 765	808 878	1 878 805
1228	Expenditure	3	3 886 000	3 788 800	274 285	278 956	280 757	844 000	844 247	286 782	394 087	287 860	948 718	987 801	288 348	282 281	282 878	854 808	821 881	283 347	283 347	283 347	594 884	1 151 275
1301	Eng & Infrastructure Serv Management	2	1 889 000	1 741 650	131 085	148 381	138 833	418 389	418 389	133 298	154 883	138 223	428 345	431 211	144 888	134 826	135 376	414 873	428 345	135 187	135 187	135 288	213 548	484 033
1310	Transport Pool	3	3 780 000	3 113 000	78 888	34 805	121 888	233 230	233 228	127 188	144 350	159 904	431 440	737 533	188 083	281 828	311 788	781 841	720 000	317 384	304 638	1 084 888	1 688 888	588 488
1330	Projects and Housing	2	11 717 000	6 819 500	482 610	182 025	411 227	1 038 872	1 188 535	158 877	445 382	554 333	1 158 403	1 902 477	280 838	178 782	516 221	953 841	1 547 733	880 543	880 543	683 542	2 311 988	1 710 513
1331	Working for Water (WMAF)	1	5 043 000	4 401 100	129 573	261 608	221 747	813 829	612 931	179 745	115 407	259 138	551 281	558 500	183 027	189 165	504 882	888 884	884 607	137 287	118 888	118 888	2 085 741	2 348 988
1381	Roads-M&D, Indirect	2	74 859 000	80 421 430	1 877 164	4 822 383	4 440 177	11 386 704	10 881 884	4 598 538	6 881 188	10 634 888	21 882 592	26 203 208	6 313 668	7 684 871	16 822 004	888 884	28 680 148	28 680 148	610 533	3 882 533	3 888 188	10 128 589
1382	Roads Management	2	7 889 000	7 709 000	421 778	538 382	477 548	1 435 707	1 435 702	547 599	805 871	533 887	1 887 287	1 931 288	595 812	535 888	682 554	1 783 554	1 591 882	505 828	550 259	550 259	1 535 884	2 582 172
1383	Roads - Workshop	2	7 805 000	7 709 000	421 778	538 382	477 548	1 435 707	1 435 702	547 599	805 871	533 887	1 887 287	1 931 288	595 812	535 888	682 554	1 783 554	1 591 882	505 828	550 259	550 259	1 535 884	2 582 172
1384	Roads - Plant	2	9 850 000	8 830 000	418 983	424 104	682 578	1 528 273	1 528 273	630 112	755 882	582 134	1 967 938	1 987 938	345 151	590 348	787 221	1 732 718	1 881 887	781 880	781 880	781 880	3 423 871	2 270 431
1441	Municipal Health Services	1	32 403 000	30 589 479	2 132 889	2 217 538	2 379 944	6 750 475	6 750 477	2 481 828	3 383 577	2 388 251	6 223 756	6 387 888	2 271 488	2 272 885	2 228 248	6 738 682	6 624 784	2 337 445	2 337 445	2 322 832	4 188 180	8 855 837
1475	Social Development	1	3 078 000	2 648 884	288 347	207 188	211 072	824 588	827 088	178 580	345 308	221 516	743 382	777 688	203 888	288 888	74 031	675 087	527 831	189 388	189 388	189 388	213 883	603 847
1477	Rural Development	1	788 000	257 800	-	-	438	438	438	-	438	-	438	17 748	-	-	-	148 184	121 954	3 046	3 046	3 046	102 448	108 538
1478	Management Rural and Social Development	1	2 887 000	2 685 708	181 378	185 785	199 888	587 030	587 031	185 585	284 881	194 844	654 838	672 444	180 338	200 481	200 031	583 851	573 378	200 418	198 488	189 488	450 118	888 988
1511	Performance Management	3	1 102 000	1 288 884	70 589	70 687	72 542	213 788	213 788	70 589	95 832	71 448	227 829	250 430	4 151	108 782	107 781	220 734	382	107 781	107 781	107 781	400 918	818 488
1512	IDP	3	1 871 000	2 081 822	112 194	124 072	118 425	352 831	352 848	114 688	128 834	100 248	350 532	355 665	108 688	112 153	108 578	327 348	375 553	182 841	182 841	120 747	737 702	1 051 090
1521	Land-use and Spatial Planning	1	1 051 000	1 051 500	64 888	82 315	89 104	218 385	218 385	87 038	108 758	69 154												

5. EXPENDITURE AND DELIVERY (PROJECTS)

Description	SO	Original Budget 2016/17	March Adj Budget 2016/17 (incl Virements)	July	August	Sept.	Target Q1	Actual Q1	October	Nov.	Dec.	Target Q2	Actual Q2	January	Feb.	March	Target Q3	Actual Q3	April	May	June	Target Q4	Actual Q4
Com. and Dev. Services	1	2 813 000	3 063 000	-	-	77 000	77 000	77 000	-	360 572	126 790	487 362	487 362	94 581	142 051	277 222	513 854	757 708	320 509	556 378	1 107 897	1 984 784	1 018 189
Corporate Services	3	-	-	-	-	-	-	-	-	-	-	-	-	-	-	-	-	-	-	-	-	-	-
Technical Services	2	16 563 000	15 214 000	65 456	21 296	866 431	953 183	953 184	61 933	248 644	476 411	786 988	787 258	263 158	847 568	3 132 390	4 243 116	2 814 315	2 523 495	3 293 846	3 413 372	9 230 713	6 374 869
Financial Services	3	-	-	-	-	-	-	-	-	-	-	-	-	-	-	-	-	-	-	-	-	-	-
Office of the Man. Men.	3	-	-	-	-	-	-	-	-	-	-	-	-	-	-	-	-	-	-	-	-	-	-
Regional Dev and Planning	1	5 510 090	6 582 090	19 230	86 408	820 275	925 913	925 914	838 245	732 774	345 301	1 916 320	1 916 317	376 884	604 235	893 123	1 874 242	1 405 384	479 881	157 086	1 228 648	1 865 615	1 927 215
Roads Agency	2	-	-	-	-	-	-	-	-	-	-	-	-	-	-	-	-	-	-	-	-	-	-
Rural and Social Dev.	1	7 999 000	16 079 000	631 884	2 474 581	1 175 729	4 282 194	4 282 193	1 287 245	981 473	1 730 127	3 978 845	3 978 844	44 599	762 472	872 908	1 679 979	1 843 043	1 113 981	912 877	4 111 124	6 137 982	5 730 351
		32 885 090	40 938 090	716 570	2 562 285	2 939 435	6 238 290	6 238 291	2 167 423	2 323 463	2 678 629	7 169 515	7 169 781	779 222	2 356 326	5 175 643	8 311 191	6 820 450	4 437 866	4 920 187	9 861 041	19 219 094	15 050 624

6.1 BUDGET LINK IDP/STRATEGIC OBJECTIVES/PREDETERMINED OBJECTIVES

Nr.	Strategic Objective	February Adjustment Budget 2016/17 (including virements)	Nr	Predefined Objective	February Adjustment Budget 2016/17 (including virements)
1.	To create an environment and forge partnerships that ensures the health, safety, social and economic development of all communities including the empowerment of the poor in the Cape Winelands District through economic, environmental and social infrastructure investment	R 137 985 740.00	1.1	Provide a comprehensive and equitable Municipal Health Service including Air Quality Management throughout the CWDM.	R 33 369 470.00
			1.2	Ensure coordination of multi-disciplinary and sectoral disaster risk reduction through integrated institutional capacity for Disaster Risk management, Disaster Risk Assessment and Response and Recovery.	R 4 635 200.00
			1.3	Effective planning and coordination of specialized fire-fighting services throughout the CWDM.	R 58 881 166.00
			1.4	To facilitate environmentally sustainable economic development planning through the development and maintenance of strategic partnerships, investment attraction, retention and opportunities, SMME support and development, skills development and information knowledge.	R 19 430 920.00
			1.5	To facilitate, ensure and monitor the development and empowerment of the poor by graduating people out of poverty, social inclusion and improving the livelihood of the poor, vulnerable groups, rural farm dwellers and rural communities.	R 21 668 984.00
2.	Promoting sustainable infrastructure services and a transport system which fosters social and economic opportunities.	R 153 379 829.00	2.1	To comply with the administrative and financial conditions of the Western Cape Government roads agency function agreement.	R 104 449 430.00
			2.2	To implement sustainable infrastructure services.	R 7 661 950.00
			2.3	To increase levels of mobility in the whole of the CWDM area.	R 13 634 749.00
			2.4	To improve infrastructure services for rural dwellers.	R 12 419 200.00
			2.5	To implement an effective ICT support system.	R 15 214 500.00
3.	To provide an effective and efficient financial and strategic support services to the Cape Winelands District Municipality.	R 108 330 428.00	3.1	To facilitate and enhance sound financial support services.	R 22 226 070.00
			3.2	To strengthen and promote participative and accountable IGR and governance.	R 31 015 630.00
			3.3	To facilitate and enhance sound strategic support services.	R 55 088 728.00
Total		R 399 695 997.00			R 399 695 997.00

7. CWDM STRATEGIC OBJECTIVES:

CAPE WINELANDS DISTRICT MUNICIPALITY – STRATEGIC OBJECTIVES:	
<p>Office of the Municipal Manager:</p>	<p>Strategic Support to the organisation to achieve the objectives as set out in the Integrated Development Plan through:</p> <ul style="list-style-type: none"> • A well-defined and operational IDP Unit • A well-defined and operational Performance Management Unit • A well-defined and operational Risk Management Unit • A well-defined and operational Internal Audit Unit • A well-defined and operational Communication Unit

NO. STRATEGIC OBJECTIVES	
SO 1	To create an environment and forge partnerships that ensures the health, safety, social and economic development of all communities including the empowerment of the poor in the Cape Winelands District through economic, environmental and social infrastructure investment.
SO 2	Promoting sustainable infrastructure services and a transport system which fosters social and economic opportunities.
SO 3	To provide an effective and efficient financial and strategic support services to the Cape Winelands District Municipality.

CAPE WINELANDS DISTRICT MUNICIPALITY: PREDETERMINED OBJECTIVES	
1.1	Provide a comprehensive and equitable Municipal Health Service including Air Quality Management throughout the area of the Cape Winelands District Municipality.
1.2	Ensure coordination of multi-disciplinary and sectoral disaster risk reduction through integrated institutional capacity for Disaster Risk management, Disaster Risk Assessment and Response and Recovery.
1.3	Effective planning and coordination of specialized fire-fighting services throughout the area of the Cape Winelands District Municipality.
1.4	To facilitate environmentally sustainable economic development planning through the development and maintenance of strategic partnerships, investment attraction, retention and opportunities, SMME support and development, skills development and information knowledge.
1.5	To facilitate, ensure and monitor the development and empowerment of the poor by graduating people out of poverty, social inclusion and improving the livelihood of the poor, vulnerable groups, rural farm dwellers and rural communities.
2.1	To comply with the administrative and financial conditions of the Western Cape Government roads agency function agreement.
2.2	To implement sustainable infrastructure services throughout the area of the Cape Winelands District Municipality.
2.3	To increase levels of mobility throughout the area of the Cape Winelands District Municipality.
2.4	To improve infrastructure services for rural dwellers throughout the area of the Cape Winelands District Municipality.
2.5	To implement an effective ICT support system.
3.1	To facilitate and enhance sound financial support services.
3.2	To strengthen and promote participative and accountable Governance.
3.3	To facilitate and enhance sound strategic support services.

7.1 NATIONAL KPAs:

1. Basic Service Delivery.
2. Municipal Institutional Development and Transformation.
3. Local Economic Development (LED)
4. Financial Viability
5. Good Governance and Public Participation

Over Performance	100% +
Target Achieved	100%
Target Almost Achieved	80% to 99%
Under Performance	1% to 79%
No Target for Quarter	0
Zero Performance	0%

8. QUARTERLY PROJECTIONS OF SERVICE DELIVERY TARGETS AND PERFORMANCE INDICATORS (ORGANISATIONAL KPIS)

STRATEGIC OBJECTIVE 1 - To create an environment and forge partnerships that ensures the health, safety, social and economic development of all communities including the empowerment of the poor in the Cape Winelands District through economic, environmental and social infrastructure investment.

CWDM PDO	Outcome Indicator	Key Performance Indicator	Baseline	Quarterly Targets								Annual Target	Comments
				Target Q1	Actual Q1	Target Q2	Actual Q2	Target Q3	Actual Q3	Target Q4	Actual Q4		
1.1	1.1.1 To administer an effective ENVIRONMENTAL HEALTH MANAGEMENT SYSTEM, in order to achieve all environmental health objectives set.	1.1.1.1 Monthly Report (Sinjani report) to PGWC on all MHS matters by the 15th of every following month	12	3	3	3	3	3	3	3	3	12	
	1.1.2 To ensure effective ENVIRONMENTAL POLLUTION CONTROL via the identification, evaluation, monitoring and prevention of the pollution of soil, water and air, in as far as it relates to health; and to institute remedial action accordance with Regulation 37 of the CWDM Municipal Health By-Law.	1.1.2.1 Number of water samples taken (Wastewater, Water milking sheds, Drinking water, Water sources, water used for recreation). 1.1.2.2 Annual Air Quality report to DEA in the prescribed format by 30 September of every year.	1957	450	434	450	353	450	533	450	414	1800	Consistent malware attacks on IT systems of the CWDM resulted in serious under performance
1.2	1.2.1 Build Institutional Capacity.	1.2.1.1 Number of Disaster Management Advisory Forum meetings	2	0	0	1	1	0	0	1	1	2	
1.3	1.3.1 Effective planning and co-ordination of specialized firefighting services in CWDM.	1.3.1.1 One Veld Fire Season preparedness report approved by Council by 31 December 2016.	1	0	0	1	1	0	0	0	0	1	
1.4	1.4.1 To fulfil a coordination role in terms of Town and Regional Planning within the Cape Winelands District.	1.4.1.1 Number of stakeholder consultations attended or facilitated.	Revised	1	1	1	1	1	2	1	2	4	CWDM participates in more than one Stakeholder forum in the Planning and Environment Division
	1.4.2 To fulfil a coordination role in terms of Economic and Tourism Development within the Cape Winelands District.	1.4.2.2 Number of stakeholder consultations attended or facilitated.	Revised	2	4	2	3	2	3	2	2	8	All the meetings in terms of LED and Tourism took place during the annum as per schedule
1.5	1.5.1 To fulfill a coordination role in terms of Rural and Social Development within the Cape Winelands District	1.5.1.1 Number of stakeholder consultations attended or facilitated.	Revised	1	1	1	1	1	1	1	1	4	

STRATEGIC OBJECTIVE 2 - Promoting sustainable Infrastructure services and a transport system which fosters social and economic opportunities.

CWDM PDO	Outcome Indicator	Key Performance Indicator	Baseline	Quarterly Targets								Annual Target	Comments	
				Target Q1	Actual Q1	Target Q2	Actual Q2	Target Q3	Actual Q3	Target Q4	Actual Q4			
2.1	2.1.1	Support the maintenance of proclaimed roads in the district on an agency basis for the provincial roads authority.	12	3	3	3	3	3	3	3	3	3	12	Claims for May and June 2017 delayed due to IMMS computer system issues
2.2	2.2.1	Enhance the planning of infrastructure services in the district.	0	0	0	0	0	0	0	0	1	1	1	
2.3	2.3.1	Improved pedestrian safety at rural	0	0	0	0	0	0	0	0	1	1	1	Approved by MEC in October 2016 but not reported as evidence in Q2
2.4	2.4.1	To improve infrastructure services for rural dwellers throughout the area of the Cape Winelands District Municipality.	New KPI	5% of Annual Target	10.82%	5% of Annual Target	10.52%	15% of Annual Target	39.08%	70% of Annual Target	30.72%	95% of Annual Target	4	Achievement of the target is highly dependent on contract prices and performance of contractors
2.5	2.5.1	Improving ICT support	New KPI	1	0	1	1	1	0	1	1	4	Actuals previously reported were incorrect. Should be Q1 - 1, Q2 - 0, Q3 - 2. Annual target achieved.	

STRATEGIC OBJECTIVE 3 - To provide effective and efficient financial and strategic support services to the Cape Winelands District Municipality.

CWDM PDO	Outcome Indicator	Key Performance Indicator	Baseline	Quarterly Targets								Annual Target	Comments	
				Target Q1	Actual Q1	Target Q2	Actual Q2	Target Q3	Actual Q3	Target Q4	Actual Q4			
3.1	3.1.1	Credible Budget	End May	0	0	0	0	0	0	0	0	0	End May	
	3.1.2	Transparent and accountable reporting to all stakeholders	New KPI	1	1	1	1	1	1	1	1	4	4	
	3.1.3	Effective systems, procedures and internal control of expenditure and revenue.	12	3	3	3	3	3	3	3	3	12	12	
	3.1.4	Fair, Equitable, Transparent, Competitive and cost-effective SCM Policy and Regulatory Framework.	Less than 5% successful appeals	Less than 5% successful appeals	0 Successful appeals	Less than 5% successful appeals	0 Successful appeals	Less than 5% successful appeals	0 Successful appeals	Less than 5% successful appeals	4 Successful appeals	Less than 5% successful appeals	14	Additional meeting due to new Council
3.2	3.2.1	To ensure well functional statutory and other committees	14	3	4	3	3	4	4	4	4	14	14	
	3.2.1.1	Number of council and mayoral committee meetings supported administratively (Minutes of all meetings on collaborator)	14	3	4	3	3	4	4	4	4	14	14	
	3.2.1.1	Number of Workplace Skills Plan Submissions to the LGSETA.	1	0	0	0	0	0	0	0	1	1	1	
3.3	3.3.1	To ensure skilled and competent workforce in order to realise organisational strategic objectives	1	0	0	0	0	0	0	0	1	1	1	
	3.3.2	Improved Labour Relations and Informed Workforce.	1	0	0	0	0	1	1	0	0	1	1	
	3.3.2.1	Number of Employment Equity Report submissions to the Department of Labour	1	0	0	0	0	1	1	0	0	1	1	

9. QUARTERLY PROJECTIONS OF SERVICE DELIVERY TARGETS AND PERFORMANCE INDICATORS (PROJECTS)

CWDM SO	CWDM PDO	Project No	National KPI	Project Name	Vote Number	Original Budget 2016 17	February Adjustment Budget 2016 17 (including virements)	Actual Spending	Unit of Measurement	Baseline	Target Q1	Actual Q1	Target Q2	Actual Q2	Target Q3	Actual Q3	Target Q4	Actual Q4	Annual Target	Comments	
STRATEGIC OBJECTIVE - 1: To create an environment and forge partnerships that ensures the health, safety, social and economic development of all communities including the empowerment of the poor in the Cape Winelands District through economic, environmental and social infrastructure investment.																					
1	1.1	1.a	1	Subsidies – Water & Sanitation	114415210	R 1 880 000	R 1 880 000	R 1 269 634	Number of farms serviced	40	0	3	4	9	6	35	59	37	69	Annual target achieved	
1	1.1	1.b	1	Environmental Health Education	114415219	R 425 000	R 425 000	R 397 932	Number of theatre performances	100	0	0	0	0	30	60	30	0	60	Annual target achieved	
1	1.1	1.c	1	Greening Project	114415190	R 258 000	R 508 000	R 471 065	Number of trees planted	1500	0	0	1200	0	0	1750	980	1100	2180		
1	1.2	1.d	5	Disaster Risk Assessment	116100449	R 250 000	R 250 000	R 201 629	Number of community-based risk assessment workshops	10	0	0	0	0	0	0	10	10	10		
1	1.4	1.e	5	River Rehabilitation (EPWP)	115214001	R 360 000	R 360 000	R 344 864	Hectares cleared	New	0	0	0	177	0	0	100	0	100	Over performance – target exceeded in Q2	
1	1.4	1.f	3	Entrepreneurial Seed Funding	110045037	R 500 000	R 452 000	R 377 149	Number of SMME's supported	54	0	0	0	0	17	17	0	0	17		
1	1.4	1.g	3	Business Retention Expansion Programme	110045511	R 700 000	R 700 000	R 700 000	Number of action plans for tourism sector	New	0	0	3	3	5	1	5	8	13	Action Plan could not be implemented due to developer approaching Stellenbosch Municipality to develop the land where hiking trail is located so permission was not granted for the trail	
1	1.4	1.h	3	Investment Attraction Programme	110041079	R 400 000	R 500 000	R 477 150	Number of projects implemented	New	1	0	0	0	0	1	1	1	2		
1	1.4	1.i	3	Small Farmers Support Programme	110045040	R 500 000	R 500 000	R 438 596	Number of small farmers supported	15	0	0	0	0	6	6	0	0	6		
1	1.4	1.j	3	SMME Training and Mentorship	110045514	R 495 000	R 515 000	R 451 400	Number of M & E Reports	12	1	1	1	1	1	1	1	1	4		
1	1.4	1.k	3	Tourism Month	111035307	R 100 000	R 100 000	R 61 077	Tourism month activities	2	1	1	0	0	1	1	0	0	2		
1	1.4	1.l	3	Tourism Business Training	111035306	R 566 000	R 564 090	R 558 983	Number of training and mentoring sessions	New	1	0	1	4	2	2	2	1	0	6	Additional training took place because Service Provider offered to accommodate learners from rural area
1	1.4	1.m	3	Tourism Educational	111035311	R 103 000	R 103 000	R 103 000	Number of educationals	7	1	1	2	2	1	2	2	1	6	Annual target achieved	
1	1.4	1.n	3	LTA Projects	111035412	R 150 000	R 150 000	R 150 000	Number of LTAs participating	15	6	8	3	3	6	3	0	0	15	Target not achieved. 3 events had been cancelled. Q3 actual should be adjusted due to late notification of cancelled event	
1	1.4	1.o	3	Tourism Events	111035441	R 500 000	R 500 000	R 461 520	Number of tourism events	29	9	6	10	11	2	7	4	0	25		

CWDM SO	CWDM PDO	Project No	National KPI	Project Name	Vote Number	Original Budget 2016 17	February Adjustment Budget 2016 17 (including virements)	Actual Spending	Unit of Measurement	Baseline	Target Q1	Actual Q1	Target Q2	Actual Q2	Target Q3	Actual Q3	Target Q4	Actual Q4	Annual Target	Comments
STRATEGIC OBJECTIVE – 1: To create an environment and forge partnerships that ensures the health, safety, social and economic development of all communities including the empowerment of the poor in the Cape Winelands District through economic, environmental and social Infrastructure investment.																				
1	1.4	1.p	3	Sport Tourism Winter Campaign	111035430	R 106 090	R 108 000	R 108 000	Campaign implemented	New	0	0	0	0	0	0	1	1	1	
1	1.4	1.r	3	EPWP Invasive Alien Management Programme	115215140	R 1 030 000	R 2 030 000	R 1 943 690	Number of hectares cleared	600	30	165.85	120	376	270	588	230	245	650	Contractors are appointed on a tender for a two-year period. This makes the whole process quicker. An additional R1million was acquired during the adjustment budget which lead to increased hectares being cleared.
1	1.5	1.s	1	HIV/AIDS Programme	114755203	R 250 000	R 500 000	R 485 789	Number of HIV/AIDS Programmes implemented	5	2	2	8	8	5	3	0	2	15	
1	1.5	1.t	1	Artisan Skills Development (Youth and Women) EPWP	114750551	R 800 000	R 1 500 000	R 1 494 304	Number of skills development initiatives implemented	3	0	1	1	1	2	2	1	1	4	
1	1.5	1.u	1	Elderly	114751115	R 500 000	R 1 000 000	R 995 739	Number of Active Age programmes implemented	5	3	3	3	6	4	4	2	2	12	
1	1.5	1.v	1	Disabled	114771116	R 600 000	R 1 100 000	R 928 168	Number of interventions focussing on improving the mobility of people with disability. Number of on interventions implemented which focus on the rights of people with disabilities.	3	0	0	2	5	6	6	2	2	11	
1	1.5	1.w	1	Community Support Programme	114751018	R 700 000	R 700 000	R 697 300	Number of Service Level Agreements signed with community based organisations	100	0	45	46	1	0	0	0	0	46	
1	1.5	1.x	1	Families and Children (Substance Abuse)	114751118	R 900 000	R 1 900 000	R 1 875 766	Programmes and support for vulnerable children	5	10	18	10	20	10	10	6	6	36	
1	1.5	1.y	1	Sport, Recreation and Culture Programmes	114771134	R 3 499 000	R 8 099 000	R 8 091 402	Number of programmes	65	10	33	20	17	12	12	20	20	62	
1	1.5	1.y.1	1	Youth	114751113	R 500 000	R 780 000	R 775 771	Number of youth development programmes	New KPI	2	2	5	10	3	3	6	6	16	

CWDM SO	CWDM PDO	Project No	National KPI	Project Name	Vote Number	Original Budget 2016 17	February Adjustment Budget 2016 17 (including virements)	Actual Spending	Unit of Measurement	Baseline	Target Q1	Actual Q1	Target Q2	Actual Q2	Target Q3	Actual Q3	Target Q4	Actual Q4	Annual Target	Comments
STRATEGIC OBJECTIVE – 1: To create an environment and forge partnerships that ensures the health, safety, social and economic development of all communities including the empowerment of the poor in the Cape Winelands District through economic, environmental and social infrastructure investment.																				
1	1.5	1.y.2	1	Women	114751125	R 250 000	R 500 000	R 490 192	Number of awareness programmes	New KPI	5	5	1	1	1	1	1	1	8	
STRATEGIC OBJECTIVE – 2: Promoting sustainable infrastructure services and a transport system which fosters social and economic opportunities.																				
2	2.1	1.z	3	Clearing Road Reserves	113305094	R 1 400 000	R 1 000 000	R 973 166	Kilometres of road reserve cleared	600	0	0	200	251.09	250	132.84	100	256.50	550	Annual target achieved (640.43) Achievement dependent on contractor's performance
2	2.1	1.bb	3	Road Safety Education	116155018	R 1 114 000	R 1 614 000	R 1 096 371	Number of Road Safety Education Programmes	1	0	0	1	0	0	0	0	1	1	
2	2.2	1.dd	3	Provision of Water to Schools	113305155	R 849 000	R 600 000	R 516 345	Number of Schools	0	0	0	0	0	2	2	2	2	4	
2	2.3	1.hh	3	Sidewalks and Embayments	116155179	R 8 500 000	R 8 000 000	R 4 729 159	Number of sidewalks and Embayment's completed	0	0	0	0	0	0	0	4	3	4	Annual target partly achieved due to non-performance of contractor
2	2.4	1.ee	3	Renewable Infrastructure – Rural Areas	113305101 113305102	R 2 000 000	R 700 000	R 693 968	Number of solar systems supply to farmers	425	0	57	0	54	100	69	150	77	250	Annual target achieved (257). Achievement dependent on landowners to install units.
2	2.4	1.ff	3	Upgrading of Sport Facilities	113309195	R 2 700 000	R 3 300 000	R 2 920 617	Number of Sport Facilities Upgraded	0	0	0	3	1	2	0	2	5	7	Annual target partly achieved due to non-performance of contractor


CONCLUSION

The SDBIP provides an excellent basis for the Councillors of the CWDM to monitor the implementation of service delivery programmes and initiatives across the District. The scorecard in the SDBIP presents a clear mandate to the Councillors in terms of playing their oversight function. Regular reports are presented to the Section 79 Committees in terms of the commitments made in departmental service delivery and budget implementation plans.

Administratively, the SDBIP facilitates proper monitoring of performance by Senior Managers and Municipal Manager against set targets. The Municipal Manager's commitments in his scorecard will be used by the Executive Mayor and his Mayoral Committee to monitor the progress of the CWDM in terms of implementing programmes and initiatives in the District. Similarly, the Municipal Manager is being provided with a tool to ensure that his direct reports are held accountable for all the key performance indicators as presented in the SDBIP.

Submitted by Mr M Mgajo

Municipal Manager:



Date: 29 July 2017

Approved by Executive Mayor

Executive Mayor:



Date: 29 July 2017

**IN YEAR REPORT FOR THE PERIOD ENDING
30 June 2017 (Sec 52 (d))**



CAPE WINELANDS DISTRICT
MUNICIPALITY • MUNISIPALITEIT • UMASIPALA

Table of contents

Table of contents	ii
1. PART 1 – IN YEAR REPORT	3
1.1 MAYOR’S REPORT	3
1.2 RESOLUTIONS	3
1.3 EXECUTIVE SUMMARY	3
1.4 IN- YEAR BUDGET STATEMENT TABLE	3
1.4.1 Monthly Budget Summary Statement	4
1.4.2 Statement of Financial Performance (standard classification)	6
1.4.3 Statement of Financial Performance (revenue and expenditure by municipal vote)	7
1.4.4 Statement of Financial Performance (revenue and expenditure)	8
1.4.5 Capital Expenditure (municipal vote and funding)	9
1.4.6 Statement of Financial Position	9
1.4.7 Cash Flow Statement	11
2. PART 2 – SUPPORTING DOCUMENTATION	12
2.1 DEBTORS ANALYSIS	12
2.2 CREDITORS ANALYSIS	13
2.3 INVESTMENT PORTFOLIO ANALYSIS	14
2.4 ALLOCATION AND GRANT RECEIPTS AND EXPENDITURE	15
2.4.1 Grant Expenditure – Roll overs	15
2.4.2 Grant Expenditure – Current year	16
2.4.3 Grant Receipts	17
2.5 COUNCILLOR, BOARD MEMBER ALLOWANCES AND EMPLOYEE BENEFITS	18
2.6 MATERIAL VARIANCES TO THE SERVICE DELIVERY AND BUDGET IMPLEMENTATION PLAN	19
2.7 MUNICIPAL MANAGER’S QUALITY CERTIFICATE	19

1. PART 1 – IN YEAR REPORT**1.1 MAYOR'S REPORT**

No Report

1.2 RESOLUTIONS

No Resolution

1.3 EXECUTIVE SUMMARY

This report is a summary of the main budgetary issues arising from the financial monitoring process.

The Service Delivery Budget Implementation Plan (SDBIP) projections are compared to the progress made with regards to the implementation of the 2016/2017 Budget, and any material discrepancies are followed up to ensure that the Municipality achieves its strategic objectives as documented in the Integrated Development Plan (IDP).

This is done in accordance with section 54 of the MFMA, which requires the Mayor to consider the section 71 and take appropriate action to ensure that the approved budget is implemented in accordance with the SDBIP.

The information contained in the report is preliminary, this is due to the fact that the municipality is currently, in terms of Section 126 (1) (a) of the MFMA, preparing the annual financial statements for the financial period ended 30 June 2017. The information available for June 2017 is not a true reflection of the financial position of the municipality and may materially change due to year-end journals and processes that must still be finalised which will influence the financial results. The latter process alluded to will only be finalised by 31 August 2017.

1.4 IN- YEAR BUDGET STATEMENT TABLE

See tables on next page

1.4.1 Monthly Budget Summary Statement

DC2 Cape Winelands DM - Table C1 Monthly Budget Statement Summary - Q4 Fourth Quarter

Description	2015/16	Budget Year 2016/17							
	Audited Outcome	Original Budget	Adjusted Budget	Monthly actual	YearTD actual	YearTD budget	YTD variance	YTD variance %	Full Year Forecast
R thousands									
Financial Performance									
Property rates	-	-	-	-	-	-	-	-	-
Service charges	2,302	170	170	26	631	170	461		631
Investment revenue	43,236	40,188	48,000	16,353	51,690	48,000	3,690	8%	51,689
Transfers recognised - operational	224,198	232,244	237,113	400	232,150	237,113	(4,962)	-2%	234,479
Other own revenue	118,484	116,878	114,413	17,277	113,144	114,413	(1,269)	-1%	154,727
Total Revenue (excluding capital transfers and contributions)	388,220	389,480	399,696	34,057	397,615	399,696	(2,081)	-1%	441,526
Employee costs	155,554	188,337	183,925	14,190	168,251	183,925	(15,674)	-9%	182,259
Remuneration of Councillors	10,779	11,587	11,302	780	10,290	11,302	(1,012)	-9%	10,290
Depreciation & asset impairment	9,771	9,313	10,618	863	10,708	10,618	90	1%	10,618
Finance charges	2	34	14	-	-	14	(14)	-100%	14
Materials and bulk purchases	-	-	-	-	-	-	-		-
Transfers and grants	-	-	-	-	-	-	-		-
Other expenditure	164,887	180,209	193,837	19,792	165,745	193,837	(28,092)	-14%	171,497
Total Expenditure	340,994	389,480	399,696	35,625	354,994	399,696	(44,702)	-11%	374,678
Surplus/(Deficit)	47,226	-	-	(1,569)	42,621	-	42,621	#DIV/0!	66,848
Transfers recognised - capital	-	-	-	-	-	-	-		-
Contributions & Contributed assets	-	-	-	-	-	-	-		-
Surplus/(Deficit) after capital transfers & contributions	47,226	-	-	(1,569)	42,621	-	42,621	#DIV/0!	66,848
Share of surplus/ (deficit) of associate	-	-	-	-	-	-	-		-
Surplus/ (Deficit) for the year	47,226	-	-	(1,569)	42,621	-	42,621	#DIV/0!	66,848
Capital expenditure & funds sources									
Capital expenditure	4,758	18,494	11,784	424	10,680	11,784	(1,104)	-9%	18,447
Capital transfers recognised	419	1,645	1,008	129	622	1,008	(385)	-38%	1,008
Public contributions & donations	-	-	-	-	-	-	-		-
Borrowing	-	-	-	-	-	-	-		-
Internally generated funds	4,339	16,849	10,776	295	10,057	10,776	(719)	-7%	10,776
Total sources of capital funds	4,758	18,494	11,784	424	10,680	11,784	(1,104)	-9%	11,784
Financial position									
Total current assets	595,161	578,991	670,991		614,879				670,991
Total non current assets	227,679	235,568	230,161		237,083				230,161
Total current liabilities	44,347	30,570	35,570		20,954				35,570
Total non current liabilities	149,727	160,000	150,000		151,744				150,000
Community wealth/Equity	628,767	623,988	715,582		679,265				715,582
Cash flows									
Net cash from (used) operating	70,609	9,439	9,279	(22,494)	32,826	9,279	(23,547)	-254%	9,439
Net cash from (used) investing	(4,744)	(18,494)	(20,688)	(424)	(10,680)	(20,688)	(10,009)	48%	(18,494)
Net cash from (used) financing	-	-	-	-	-	-	-		-
Cash/cash equivalents at the month/year end	569,984	484,984	482,630	-	592,131	482,630	(109,501)	-23%	560,928
Debtors & creditors analysis									
	0-30 Days	31-60 Days	61-90 Days	91-120 Days	121-150 Dys	151-180 Dys	181 Dys-1 Yr	Over 1Yr	Total
Debtors Age Analysis									
Total By Income Source	229	34	97	-	86	180	53	2,137	2,816
Creditors Age Analysis									
Total Creditors	5,180	-	-	-	-	-	-	-	5,180

The Municipality reflects a current ratio of 29.34 : 1 at 30 June 2017. Based on the current ratio the Municipality is more than capable to pay back its commitments and liabilities as they fall due. The Municipality's cash and cash equivalents was R 592 130 504.

Due to receiving the RSC Levy Replacement Grant and Equitable Share a few months earlier than usual amongst others resulted in an increase in the funds invested. Due to this the Municipality anticipated that the interest on investments will increase more than the original budgeted amount, therefore the budget was adjusted with R8 million in the February 2017 Adjustments Budget.

1.4.2 Statement of Financial Performance (standard classification)

DC2 Cape Winelands DM - Table C2 Monthly Budget Statement - Financial Performance (standard classification) - Q4 Fourth Quarter

Description	2015/16		Budget Year 2016/17							
	Ref	Audited Outcome	Original Budget	Adjusted Budget	Monthly actual	YearTD actual	YearTD budget	YTD variance	YTD variance %	Full Year Forecast
R thousands	1									
Revenue - Standard										
Governance and administration		264,046	263,134	273,233	16,479	276,520	273,233	3,286	1%	276,402
Executive and council		49,603	44,316	52,090	16,443	56,050	52,090	3,960	8%	55,759
Budget and treasury office		213,705	218,300	220,237	25	219,918	220,237	(319)	0%	219,761
Corporate services		739	518	906	11	551	906	(355)	-39%	881
Community and public safety		5,185	10,409	9,694	258	9,234	9,694	(459)	-5%	9,158
Community and social services		49	75	118	-	75	118	(43)		75
Sport and recreation		-	-	-	-	-	-	-		-
Public safety		2,302	181	181	26	719	181	538	297%	642
Housing		2,493	9,906	9,146	180	8,007	9,146	(1,139)	-12%	8,007
Health		342	247	249	52	433	249	184	74%	433
Economic and environmental services		118,938	115,912	116,744	17,320	111,830	116,744	(4,914)	-4%	155,936
Planning and development		986	366	400	-	34	400	(366)	-92%	400
Road transport		115,916	111,147	111,945	17,320	110,701	111,945	(1,244)	-1%	154,441
Environmental protection		2,036	4,399	4,399	-	1,095	4,399	(3,304)		1,095
Trading services		-	-	-	-	-	-	-		-
Electricity		-	-	-	-	-	-	-		-
Water		-	-	-	-	-	-	-		-
Waste water management		-	-	-	-	-	-	-		-
Waste management		-	-	-	-	-	-	-		-
Other	4	50	25	25	-	31	25	6	23%	31
Total Revenue - Standard	2	388,220	389,480	399,696	34,057	397,615	399,696	(2,081)	-1%	441,526
Expenditure - Standard										
Governance and administration		102,971	128,830	129,465	13,895	104,245	129,465	(25,220)	-19%	116,220
Executive and council		26,886	36,388	33,118	(1,733)	21,469	33,118	(11,649)	-35%	30,868
Budget and treasury office		17,602	20,716	22,226	1,870	18,778	22,226	(3,448)	-16%	19,186
Corporate services		58,483	71,726	74,121	13,758	63,998	74,121	(10,123)	-14%	66,165
Community and public safety		106,945	127,497	132,716	10,995	125,900	132,716	(6,816)	-5%	130,906
Community and social services		13,178	14,680	21,669	(371)	20,910	21,669	(759)	-4%	21,123
Sport and recreation		-	-	-	-	-	-	-		-
Public safety		52,224	57,316	63,516	6,359	60,909	63,516	(2,607)	-4%	64,827
Housing		11,323	20,535	14,161	1,795	13,152	14,161	(1,009)	-7%	13,200
Health		30,220	34,966	33,369	3,213	30,929	33,369	(2,441)	-7%	31,757
Economic and environmental services		126,623	127,639	132,467	11,194	120,037	132,467	(12,430)	-9%	122,631
Planning and development		7,995	7,877	9,174	910	8,375	9,174	(799)	-9%	8,521
Road transport		114,942	113,922	118,084	10,128	108,441	118,084	(9,643)	-8%	110,890
Environmental protection		3,685	5,840	5,208	157	3,220	5,208	(1,988)	-38%	3,219
Trading services		-	-	-	-	-	-	-		-
Electricity		-	-	-	-	-	-	-		-
Water		-	-	-	-	-	-	-		-
Waste water management		-	-	-	-	-	-	-		-
Waste management		-	-	-	-	-	-	-		-
Other		4,455	5,514	5,049	(281)	4,811	5,049	(237)	-5%	4,921
Total Expenditure - Standard	3	340,994	389,480	399,696	35,804	354,993	399,696	(44,703)	-11%	374,678
Surplus/ (Deficit) for the year		47,226	-	-	(1,748)	42,622	-	42,622	#DIV/0!	66,848

1.4.3 Statement of Financial Performance (revenue and expenditure by municipal vote)

DC2 Cape Winelands DM - Table C3 Monthly Budget Statement - Financial Performance (revenue and expenditure by municipal vote) - Q4 Fourth

Vote Description	Ref	2015/16	Budget Year 2016/17							
		Audited Outcome	Original Budget	Adjusted Budget	Monthly actual	YearTD actual	YearTD budget	YTD variance	YTD variance %	Full Year Forecast
R thousands										
Revenue by Vote										
Vote 1 - REGIONAL DEVELOPMENT AND PLAN	1	3,072	4,790	4,824	-	1,160	4,824	(3,664)	-76.0%	1,526
Vote 2 - COMM AND DEV		2,644	428	430	78	1,152	430	722	168.0%	1,075
Vote 3 - ENGINEERING		3,465	10,042	9,502	411	8,338	9,502	(1,164)	-12.3%	8,338
Vote 4 - RURAL AND SOCIAL		49	75	118	-	75	118	(43)		75
Vote 5 - OFFICE OF THE MM		179	-	328	-	-	328	(328)	-100.0%	328
Vote 6 - FINANCIAL SERVICES		213,705	218,300	220,237	25	219,918	220,237	(319)	-0.1%	219,761
Vote 7 - CORPORATE SERVICES		50,050	44,698	52,532	16,443	56,491	52,532	3,959	7.5%	56,202
Vote 8 - ROADS AGENCY		115,056	111,147	111,725	17,100	110,481	111,725	(1,244)	-1.1%	154,221
Vote 9 - TASK		-	-	-	-	-	-	-		-
Vote 10 - 0		-	-	-	-	-	-	-		-
Vote 11 - CORPORATE SERVICES		0	-	-	-	-	-	-		-
Vote 12 - 0		-	-	-	-	-	-	-		-
Vote 13 - 0		-	-	-	-	-	-	-		-
Vote 14 - 0		-	-	-	-	-	-	-		-
Vote 15 - 0		-	-	-	-	-	-	-		-
Total Revenue by Vote	2	388,220	389,480	399,696	34,057	397,615	399,696	(2,081)	-0.5%	441,526
Expenditure by Vote										
Vote 1 - REGIONAL DEVELOPMENT AND PLAN	1	16,136	19,231	19,431	607	16,408	19,431	(3,023)	-15.6%	16,662
Vote 2 - COMM AND DEV		82,444	92,282	96,886	9,572	91,838	96,886	(5,047)	-5.2%	96,583
Vote 3 - ENGINEERING		35,185	54,064	48,930	9,273	36,724	48,930	(12,206)	-24.9%	38,178
Vote 4 - RURAL AND SOCIAL		13,178	14,680	21,669	(371)	20,910	21,669	(759)	-3.5%	21,123
Vote 5 - OFFICE OF THE MM		8,627	10,557	11,197	324	9,318	11,197	(1,880)	-16.8%	9,848
Vote 6 - FINANCIAL SERVICES		17,602	20,716	22,226	1,816	19,010	22,226	(3,216)	-14.5%	20,020
Vote 7 - CORPORATE SERVICES		56,781	69,832	68,306	10,689	54,857	68,306	(13,450)	-19.7%	64,851
Vote 8 - ROADS AGENCY		104,406	100,303	104,449	6,392	99,962	104,449	(4,487)	-4.3%	101,236
Vote 9 - TASK		-	-	-	-	-	-	-		-
Vote 10 - 0		-	-	-	-	-	-	-		-
Vote 11 - CORPORATE SERVICES		6,635	7,815	6,601	(2,676)	5,967	6,601	(634)	-9.6%	6,177
Vote 12 - 0		-	-	-	-	-	-	-		-
Vote 13 - 0		-	-	-	-	-	-	-		-
Vote 14 - 0		-	-	-	-	-	-	-		-
Vote 15 - 0		-	-	-	-	-	-	-		-
Total Expenditure by Vote	2	340,994	389,480	399,696	35,625	354,994	399,696	(44,702)	-11.2%	374,678
Surplus/ (Deficit) for the year	2	47,226	-	-	(1,569)	42,621	-	42,621	#DIV/0!	66,848

1.4.4 Statement of Financial Performance (revenue and expenditure)

DC2 Cape Winelands DM - Table C4 Monthly Budget Statement - Financial Performance (revenue and expenditure) - Q4 Fourth Quarter

Description	Ref	2015/16	Budget Year 2016/17							Full Year Forecast
		Audited Outcome	Original Budget	Adjusted Budget	Monthly actual	YearTD actual	YearTD budget	YTD variance	YTD variance %	
R thousands										
Revenue By Source										
Property rates		-	-	-	-	-	-	-	-	-
Property rates - penalties & collection charges		-	-	-	-	-	-	-	-	-
Service charges - electricity revenue		-	-	-	-	-	-	-	-	-
Service charges - water revenue		-	-	-	-	-	-	-	-	-
Service charges - sanitation revenue		-	-	-	-	-	-	-	-	-
Service charges - refuse revenue		-	-	-	-	-	-	-	-	-
Service charges - other		2,302	170	170	26	631	170	461		631
Rental of facilities and equipment		100	132	132	10	107	132	(25)	-19%	107
Interest earned - external investments		43,236	40,188	48,000	16,353	51,690	48,000	3,690	8%	51,689
Interest earned - outstanding debtors		-	-	-	-	-	-	-	-	-
Dividends received		-	-	-	-	-	-	-	-	-
Fines		5	-	2	-	2	2	-	-	2
Licences and permits		-	-	-	-	-	-	-	-	-
Agency services		116,420	115,317	112,864	17,069	111,363	112,864	(1,501)	-1%	153,103
Transfers recognised - operational		224,198	232,244	237,113	400	232,150	237,113	(4,962)	-2%	234,479
Other revenue		1,958	1,429	1,415	198	1,671	1,415	257	18%	1,515
Gains on disposal of PPE		0	-	-	-	-	-	-	-	-
Total Revenue (excluding capital transfers and contributions)		388,220	389,480	399,696	34,057	397,615	399,696	(2,081)	-1%	441,526
Expenditure By Type										
Employee related costs		155,554	188,337	183,925	14,190	168,251	183,925	(15,674)	-9%	182,259
Remuneration of councillors		10,779	11,587	11,302	780	10,290	11,302	(1,012)	-9%	10,290
Debt impairment		247	126	2,528	-	-	2,528	(2,528)	-100%	2,528
Depreciation & asset impairment		9,771	9,313	10,618	863	10,708	10,618	90	1%	10,618
Finance charges		2	34	14	-	-	14	(14)	-100%	14
Bulk purchases		-	-	-	-	-	-	-	-	-
Other materials		-	-	-	-	-	-	-	-	-
Contracted services		-	-	-	-	-	-	-	-	-
Transfers and grants		-	-	-	-	-	-	-	-	-
Other expenditure		161,727	179,664	190,913	19,792	165,745	190,913	(25,168)	-13%	168,573
Loss on disposal of PPE		2,912	419	397	-	-	397	(397)	-100%	397
Total Expenditure		340,994	389,480	399,696	35,625	354,994	399,696	(44,702)	-11%	374,678
Surplus/(Deficit)		47,226	-	-	(1,569)	42,621	-	42,621	#DIV/0!	66,848
Transfers recognised - capital		-	-	-	-	-	-	-	-	-
Contributions recognised - capital		-	-	-	-	-	-	-	-	-
Contributed assets		-	-	-	-	-	-	-	-	-
Surplus/(Deficit) after capital transfers & contributions		47,226	-	-	(1,569)	42,621	-	-	-	66,848
Taxation		-	-	-	-	-	-	-	-	-
Surplus/(Deficit) after taxation		47,226	-	-	(1,569)	42,621	-	-	-	66,848
Attributable to minorities		-	-	-	-	-	-	-	-	-
Surplus/(Deficit) attributable to municipality		47,226	-	-	(1,569)	42,621	-	-	-	66,848
Share of surplus/ (deficit) of associate		-	-	-	-	-	-	-	-	-
Surplus/ (Deficit) for the year		47,226	-	-	(1,569)	42,621	-	-	-	66,848

1.4.5 Capital Expenditure (municipal vote and funding)

DC2 Cape Winelands DM - Table C5 Monthly Budget Statement - Capital Expenditure (municipal vote, standard classification and funding) - Q4 Fourth Quarter

Vote Description	Ref	2015/16	Budget Year 2016/17							
		Audited Outcome	Original Budget	Adjusted Budget	Monthly actual	YearTD actual	YearTD budget	YTD variance	YTD variance %	Full Year Forecast
R thousands	1									
Single Year expenditure appropriation	2									
Vote 1 - REGIONAL DEVELOPMENT AND PLAN		35	-	-	-	-	-	-	-	-
Vote 2 - COMM AND DEV		1,410	5,974	4,474	135	4,463	4,474	(11)	0%	7,217
Vote 3 - ENGINEERING		2,538	9,436	5,756	23	5,053	5,756	(703)	-12%	9,287
Vote 4 - RURAL AND SOCIAL		-	15	9	-	8	9	(0)	-5%	17
Vote 5 - OFFICE OF THE MM		1	79	66	-	-	66	(66)	-100%	66
Vote 6 - FINANCIAL SERVICES		138	203	130	5	129	130	(1)	-1%	253
Vote 7 - CORPORATE SERVICES		214	1,141	340	93	363	340	24	7%	410
Vote 8 - ROADS AGENCY		419	1,645	1,008	168	661	1,008	(346)	-34%	1,195
Vote 9 - TASK		-	-	-	-	-	-	-	-	-
Vote 10 - 0		-	-	-	-	-	-	-	-	-
Vote 11 - CORPORATE SERVICES		3	2	1	-	1	1	(0)	-12%	2
Vote 12 - 0		-	-	-	-	-	-	-	-	-
Vote 13 - 0		-	-	-	-	-	-	-	-	-
Vote 14 - 0		-	-	-	-	-	-	-	-	-
Vote 15 - 0		-	-	-	-	-	-	-	-	-
Total Capital single-year expenditure	4	4,758	18,494	11,784	424	10,680	11,784	(1,104)	-9%	18,447
Total Capital Expenditure		4,758	18,494	11,784	424	10,680	11,784	(1,104)	-9%	18,447
Capital Expenditure - Standard Classification										
Governance and administration		2,894	10,851	6,286	121	5,540	6,286	(747)	-12%	6,286
Executive and council		3	4	1	-	1	1	(0)	-12%	1
Budget and treasury office		138	203	130	5	129	130	(1)	-1%	130
Corporate services		2,754	10,644	6,155	116	5,410	6,155	(745)	-12%	6,155
Community and public safety		1,410	5,989	4,483	135	4,472	4,483	(11)	0%	4,483
Community and social services		-	15	9	-	8	9	(0)	-5%	9
Sport and recreation		-	-	-	-	-	-	-	-	-
Public safety		1,389	5,949	4,446	135	4,437	4,446	(8)	0%	4,446
Housing		-	-	-	-	-	-	-	-	-
Health		21	25	29	-	26	29	(3)	-9%	29
Economic and environmental services		454	1,655	1,015	168	668	1,015	(347)	-34%	1,015
Planning and development		35	-	-	-	-	-	-	-	-
Road transport		419	1,655	1,015	168	668	1,015	(347)	-34%	1,015
Environmental protection		-	-	-	-	-	-	-	-	-
Trading services		-	-	-	-	-	-	-	-	-
Electricity		-	-	-	-	-	-	-	-	-
Water		-	-	-	-	-	-	-	-	-
Waste water management		-	-	-	-	-	-	-	-	-
Waste management		-	-	-	-	-	-	-	-	-
Other		-	-	-	-	-	-	-	-	-
Total Capital Expenditure - Standard Classification	3	4,758	18,494	11,784	424	10,680	11,784	(1,104)	-9%	11,784
Funded by:										
National Government		-	-	-	-	-	-	-	-	-
Provincial Government		419	1,645	1,008	129	622	1,008	(385)	-38%	1,008
District Municipality		-	-	-	-	-	-	-	-	-
Other transfers and grants		-	-	-	-	-	-	-	-	-
Transfers recognised - capital		419	1,645	1,008	129	622	1,008	(385)	-38%	1,008
Public contributions & donations	5	-	-	-	-	-	-	-	-	-
Borrowing	6	-	-	-	-	-	-	-	-	-
Internally generated funds		4,339	16,849	10,776	295	10,057	10,776	(719)	-7%	10,776
Total Capital Funding		4,758	18,494	11,784	424	10,680	11,784	(1,104)	-9%	11,784

Capital expenditure reflects as 90.63% as at 30 June 2017. However as previously alluded to the percentage can change after accounting for work done up to 30 June 2017 that will be paid in July 2017.

1.4.6 Statement of Financial Position

DC2 Cape Winelands DM - Table C6 Monthly Budget Statement - Financial Position - Q4 Fourth Quarter

Description	Ref	2015/16	Budget Year 2016/17			
		Audited Outcome	Original Budget	Adjusted Budget	YearTD actual	Full Year Forecast
R thousands	1					
ASSETS						
Current assets						
Cash		13,984	20,000	20,000	8,131	20,000
Call investment deposits		556,000	540,000	630,000	584,000	630,000
Consumer debtors		-	-	2,000	-	2,000
Other debtors		21,145	14,000	14,000	20,721	14,000
Current portion of long-term receivables		1,814	-	-	-	-
Inventory		2,219	4,991	4,991	2,027	4,991
Total current assets		595,161	578,991	670,991	614,879	670,991
Non current assets						
Long-term receivables		27,606	30,000	30,000	26,230	30,000
Investments		-	-	-	-	-
Investment property		-	-	-	-	-
Investments in Associate		-	-	-	-	-
Property, plant and equipment		198,721	204,127	198,859	209,450	198,859
Agricultural		-	-	-	-	-
Biological assets		-	-	-	-	-
Intangible assets		1,353	1,441	1,303	1,403	1,303
Other non-current assets		-	-	-	-	-
Total non current assets		227,679	235,568	230,161	237,083	230,161
TOTAL ASSETS		822,841	814,558	901,152	851,962	901,152
LIABILITIES						
Current liabilities						
Bank overdraft		-	-	-	-	-
Borrowing		-	-	-	-	-
Consumer deposits		-	-	-	-	-
Trade and other payables		20,391	11,000	16,000	4,709	16,000
Provisions		23,956	19,570	19,570	16,245	19,570
Total current liabilities		44,347	30,570	35,570	20,954	35,570
Non current liabilities						
Borrowing		5	-	-	14	-
Provisions		149,722	160,000	150,000	151,730	150,000
Total non current liabilities		149,727	160,000	150,000	151,744	150,000
TOTAL LIABILITIES		194,074	190,570	185,570	172,697	185,570
NET ASSETS	2	628,767	623,988	715,582	679,265	715,582
COMMUNITY WEALTH/EQUITY						
Accumulated Surplus/(Deficit)		526,029	480,000	612,843	576,526	612,843
Reserves		102,739	143,988	102,739	102,739	102,739
TOTAL COMMUNITY WEALTH/EQUITY	2	628,767	623,988	715,582	679,265	715,582

The transfer payments that were received in advance, contributed to a favorable cash flow position. The Capital Replacement Reserve that are ring fenced within the reserves is adequate to cover the acquisition of assets for the 2016/2017 to 2017/2018 MTREF.

1.4.7 Cash Flow Statement

DC2 Cape Winelands DM - Table C7 Monthly Budget Statement - Cash Flow - Q4 Fourth Quarter

Description	Ref	2015/16	Budget Year 2016/17							
		Audited Outcome	Original Budget	Adjusted Budget	Monthly actual	YearTD actual	YearTD budget	YTD variance	YTD variance %	Full Year Forecast
R thousands	1									
CASH FLOW FROM OPERATING ACTIVITIES										
Receipts										
Property rates, penalties & collection charges		-	-	-	-	-	-	-	-	-
Service charges		-	170	170	-	18	170	(152)	-89%	170
Other revenue		114,251	116,878	116,878	205	115,187	116,878	(1,691)	-1%	116,878
Government - operating		223,779	232,244	234,979	675	230,903	234,979	(4,076)	-2%	232,244
Government - capital		-	-	-	-	-	-	-	-	-
Interest		40,538	40,188	40,188	16,353	51,690	40,188	11,502	29%	40,188
Dividends		-	-	-	-	-	-	-	-	-
Payments										
Suppliers and employees		(307,930)	(380,007)	(382,902)	(39,727)	(364,972)	(382,902)	(17,930)	5%	(380,007)
Finance charges		(28)	(34)	(34)	-	-	(34)	(34)	100%	(34)
Transfers and Grants		-	-	-	-	-	-	-	-	-
NET CASH FROM/(USED) OPERATING ACTIVITIES		70,609	9,439	9,279	(22,494)	32,826	9,279	(23,547)	-254%	9,439
CASH FLOWS FROM INVESTING ACTIVITIES										
Receipts										
Proceeds on disposal of PPE		14	-	-	-	-	-	-	-	-
Decrease (increase) in non-current debtors		-	-	-	-	-	-	-	-	-
Decrease (increase) other non-current receivables		-	-	-	-	-	-	-	-	-
Decrease (increase) in non-current investments		-	-	-	-	-	-	-	-	-
Payments										
Capital assets		(4,758)	(18,494)	(20,688)	(424)	(10,680)	(20,688)	(10,009)	48%	(18,494)
NET CASH FROM/(USED) INVESTING ACTIVITIES		(4,744)	(18,494)	(20,688)	(424)	(10,680)	(20,688)	(10,009)	48%	(18,494)
CASH FLOWS FROM FINANCING ACTIVITIES										
Receipts										
Short term loans		-	-	-	-	-	-	-	-	-
Borrowing long term/refinancing		-	-	-	-	-	-	-	-	-
Increase (decrease) in consumer deposits		-	-	-	-	-	-	-	-	-
Payments										
Repayment of borrowing		-	-	-	-	-	-	-	-	-
NET CASH FROM/(USED) FINANCING ACTIVITIES		-	-	-	-	-	-	-	-	-
NET INCREASE/ (DECREASE) IN CASH HELD		65,865	(9,055)	(11,409)	(22,918)	22,147	(11,409)			(9,055)
Cash/cash equivalents at beginning:		504,118	494,039	494,039		569,984	494,039			569,984
Cash/cash equivalents at month/year end:		569,984	484,984	482,630		592,131	482,630			560,928

The Cash Flow Statement indicates a healthy cash position on 30 June 2017. The variances are mainly due to the changes in the accounting treatment of certain transactions after the 2015/2016 Audit.

2. PART 2 – SUPPORTING DOCUMENTATION
 2.1 DEBTORS ANALYSIS

DC2 Cape Winelands DM - Supporting Table SC3 Monthly Budget Statement - aged debtors - Q4 Fourth Quarter

Description	NT Code	Budget Year 2016/17										Total	Total over 90 days	Actual Bad Debts Written Off against Debtors	Impairment - Bad Debts i. t. Council Policy		
		0-30 Days	31-60 Days	61-90 Days	91-120 Days	121-150 Dys	151-180 Dys	181 Dys-1 Yr	Over 1Yr								
Debtors Age Analysis By Income Source																	
Trade and Other Receivables from Exchange Transactions - Water	1200	-	-	-	-	-	-	-	-	-	-	-	-	-	-	-	-
Trade and Other Receivables from Exchange Transactions - Electricity	1300	-	-	-	-	-	-	-	-	-	-	-	-	-	-	-	-
Receivables from Non-exchange Transactions - Property Rates	1400	-	-	-	-	-	-	-	-	-	-	-	-	-	-	-	-
Receivables from Exchange Transactions - Waste Water Management	1500	-	-	-	-	-	-	-	-	-	-	-	-	-	-	-	-
Receivables from Exchange Transactions - Waste Management	1600	-	-	-	-	-	-	-	-	-	-	-	-	-	-	-	-
Receivables from Exchange Transactions - Property Rental Debtors	1700	-	-	-	-	-	-	-	-	-	-	-	-	-	-	-	-
Interest on Arrear Debtor Accounts	1810	-	-	-	-	-	-	-	-	-	-	-	-	-	-	-	-
Recoverable unauthorised, irregular, fruitless and wasteful expenditure	1820	-	-	-	-	-	-	-	-	-	-	-	-	-	-	-	-
Other	1900	229	34	97	-	86	180	53	2,137	2,816	2,456	-	-	-	-	-	
Total By Income Source	2000	229	34	97	-	86	180	53	2,137	2,816	2,456	-	-	-	-	-	
2015/16 - totals only																	
Debtors Age Analysis By Customer Group																	
Organs of State	2200	-	-	-	-	-	-	-	-	-	-	-	-	-	-	-	-
Commercial	2300	-	-	-	-	-	-	-	-	-	-	-	-	-	-	-	-
Households	2400	-	-	-	-	-	-	-	-	-	-	-	-	-	-	-	-
Other	2500	229	34	97	-	86	180	53	2,137	2,816	2,456	-	-	-	-	-	
Total By Customer Group	2600	229	34	97	-	86	180	53	2,137	2,816	2,456	-	-	-	-	-	

The debtors consist mainly of firefighting accounts levied for ad hoc services provided by the Fire Services division. Probability of collection of these amounts is low due to challenges in determining the origin and legal liability. Fire debtors outstanding for more than 60 days, amounting to R2.5 million, was handed over for legal action and further guidance from the appointed debt collector is expected to guide on how to proceed. Other debtors refer to trivial miscellaneous accounts, leases and reimbursement of employee's portion of future medical aid liabilities.

2.2 CREDITORS ANALYSIS

DC2 Cape Winelands DM - Supporting Table SC4 Monthly Budget Statement - aged creditors - Q4 Fourth Quarter

Description	NT Code	Budget Year 2016/17								Total	
		0 - 30 Days	31 - 60 Days	61 - 90 Days	91 - 120 Days	121 - 150 Days	151 - 180 Days	181 Days - 1 Year	Over 1 Year		
Creditors Age Analysis By Customer Type											
Bulk Electricity	0100	-	-	-	-	-	-	-	-	-	-
Bulk Water	0200	-	-	-	-	-	-	-	-	-	-
PAYE deductions	0300	-	-	-	-	-	-	-	-	-	-
VAT (output less input)	0400	-	-	-	-	-	-	-	-	-	-
Pensions / Retirement deductions	0500	-	-	-	-	-	-	-	-	-	-
Loan repayments	0600	-	-	-	-	-	-	-	-	-	-
Trade Creditors	0700	-	-	-	-	-	-	-	-	-	-
Auditor General	0800	-	-	-	-	-	-	-	-	-	-
Other	0900	5,180	-	-	-	-	-	-	-	-	5,180
Total By Customer Type	1000	5,180	-	-	-	-	-	-	-	-	5,180

Creditors are paid within 30 days of invoice and 30 days of statement in the case of trade creditors.

2.3 INVESTMENT PORTFOLIO ANALYSIS

DC2 Cape Winelands DM - Supporting Table SC5 Monthly Budget Statement - investment portfolio - Q4 Fourth Quarter

Investments by maturity Name of institution & investment ID	Ref	Period of Investment	Type of Investment	Expiry date of investment	Accrued interest for the month	Yield for the month 1 (%)	Market value at beginning of the month	Change in market value	Market value at end of the month
		Yrs/Months							
R thousands									
Municipality									
ABSA	A61	202		2017/07/04	83	8.4%			12,000
ABSA	A65	130		2017/07/04	78	8.0%			12,000
ABSA	A63	177		2017/07/21	82	8.3%			12,000
ABSA	A64	195		2017/08/23	90	8.4%			13,000
ABSA	A66	180		2017/08/23	89	8.3%			13,000
ABSA	A67	194		2017/09/06	89	8.3%			13,000
ABSA	A68	182		2017/09/06	82	8.3%			12,000
ABSA	A69	188		2017/09/21	82	8.4%			12,000
ABSA	A70	182		2017/10/04	97	8.4%			14,000
ABSA	A71	200		2017/11/07	69	8.4%			10,000
ABSA	A72	167		2017/11/22	68	8.2%			10,000
ABSA	A73	215		2018/01/23	69	8.4%			10,000
FNB	F61	162		2017/07/21	87	8.1%			13,000
FNB	F62	148		2017/08/03	66	8.0%			10,000
FNB	F65	120		2017/08/03	92	8.0%			14,000
FNB	F63	168		2017/08/23	81	8.3%			12,000
FNB	F64	173		2017/09/06	68	8.3%			10,000
FNB	F66	169		2017/09/21	94	8.2%			14,000
FNB	F67	185		2017/10/23	68	8.3%			10,000
FNB	F69	196		2017/11/22	81	8.3%			12,000
FNB	F70	223		2018/02/07	68	8.3%			10,000
INVESTEC	I69	145		2017/07/04	84	7.9%			13,000
INVESTEC	I70	139		2017/08/03	63	7.7%			10,000
INVESTEC	I71	182		2017/09/21	83	8.4%			12,000
INVESTEC	I72	195		2017/10/04	90	8.4%			13,000
INVESTEC	I73	152		2017/10/23	84	7.9%			13,000
INVESTEC	I74	180		2017/12/05	66	8.0%			10,000
INVESTEC	I75	208		2018/01/23	67	8.2%			10,000
NEDCOR	N71	219		2017/07/21	107	8.7%			15,000
NEDCOR	N72	209		2017/09/06	112	8.6%			16,000
NEDCOR	N73	197		2017/09/21	83	8.4%			12,000
NEDCOR	N74	210		2017/10/04	83	8.5%			12,000
NEDCOR	N75	201		2017/10/04	83	8.4%			12,000
NEDCOR	N76	215		2017/11/22	104	8.5%			15,000
NEDCOR	N77	216		2017/12/12	104	8.5%			15,000
NEDCOR	N78	222		2018/01/09	104	8.4%			15,000
NEDCOR	N79	229		2018/01/23	104	8.4%			15,000
NEDCOR	N81	237		2018/02/21	83	8.5%			12,000
STANDARD BANK	S73	175		2017/08/03	88	8.3%			13,000
STANDARD BANK	S74	160		2017/08/03	81	8.2%			12,000
STANDARD BANK	S75	159		2017/08/23	67	8.2%			10,000
STANDARD BANK	S77	187		2017/10/23	82	8.3%			12,000
STANDARD BANK	S77	166		2017/10/23	81	8.2%			12,000
STANDARD BANK	S78	181		2017/11/07	81	8.2%			12,000
STANDARD BANK	S79	167		2017/11/07	101	8.2%			15,000
STANDARD BANK	S80	182		2017/11/22	101	8.2%			15,000
STANDARD BANK	S81	230		2018/01/09	102	8.3%			15,000
Municipality sub-total					3,973		-	-	584,000
TOTAL INVESTMENTS AND INTEREST	2				3,973		-	-	584,000

The Municipality's investments decreased from R 585 000 000 in April 2017 to R 584 000 000 in May 2017. The Municipality invest its surplus funds strictly according to the Cash Management and Investment policy and funds distributed evenly between the five largest banks to minimise risk.

2.4 ALLOCATION AND GRANT RECEIPTS AND EXPENDITURE

2.4.1 Grant Expenditure – Roll overs

DC2 Cape Winelands DM - Supporting Table SC7(2) Monthly Budget Statement - Expenditure against approved rollovers - Q4 Fourth Quart

Description	Ref	Budget Year 2016/17				
		Approved Rollover 2015/16	Monthly actual	YearTD actual	YTD variance	YTD variance %
R thousands						
EXPENDITURE						
Operating expenditure of Approved Roll-overs						
National Government:		-	-	-	-	
Municipal Systems Improvement						
Rural Roads Asset Management System						
Provincial Government:		2,187	7	795	1,155	52.8%
Western Cape Finance Management Grant		1,042	-	467	574	55.1%
Integrated Transport Plan		799	-	220	579	72.5%
Community Development Workers		43	-	43		
Performance Management Grant		236	-	-		
IDP Support Grant		67	7	65	1	2.2%
District Municipality:		-	-	-	-	
Other grant providers:		-	-	-	-	
SUBS. DOW: HIRING OF TOILETS						
Total operating expenditure of Approved Roll-overs		2,187	7	795	1,155	52.8%
Capital expenditure of Approved Roll-overs						
National Government:		-	-	-	-	
Other capital transfers [insert description]						
Provincial Government:		-	-	-	-	
District Municipality:		-	-	-	-	
Other grant providers:		-	-	-	-	
Total capital expenditure of Approved Roll-overs		-	-	-	-	
TOTAL EXPENDITURE OF APPROVED ROLL-OVERS		2,187	7	795	1,155	52.8%

The following grants' roll over applications was approved by the Provincial Treasury and was included in the relevant Adjustments Budget processes:

- Western Cape Financial Management Support grant of R 1 035 661
- Integrated Transport Planning of R 799 486.34
- Community Development Workers of R 42 504
- Municipal Performance Management grant of R 200 000.

2.4.2 Grant Expenditure – Current year

DC2 Cape Winelands DM - Supporting Table SC7(1) Monthly Budget Statement - transfers and grant expenditure - Q4 Fourth Quarter

Description	Ref	2015/16	Budget Year 2016/17							
		Audited Outcome	Original Budget	Adjusted Budget	Monthly actual	YearTD actual	YearTD budget	YTD variance	YTD variance %	Full Year Forecast
R thousands										
EXPENDITURE										
Operating expenditure of Transfers and Grants										
National Government:		219,523	227,687	225,803	427	225,541	225,803	(262)	-0.1%	225,803
Local Government Equitable Share		6,172	4,090	4,090	-	4,090	4,090	-		4,090
Electricity Demand Side Management										
Finance Management		1,250	1,250	1,250	162	1,250	1,250	(0)	0.0%	1,250
Municipal Systems Improvement		263	-	-	-	-	-	-		-
EPWP Incentive		1,000	1,000	1,000	-	1,000	1,000	-		1,000
RSC Levy Replacement		210,834	216,780	216,780	-	216,780	216,780	-		216,780
Rural Roads Asset Management System		4	4,567	2,683	265	2,421	2,683	(262)	-9.7%	2,683
Provincial Government:		1,683	195	255	207	377	1,175	(768)	-65.4%	255
CWDM INTEGRATED TRANSPORT PLAN		466	-	-	-	-	-	-		-
COMMUNITY DEVELOPMENT WORKERS		49	75	75	1	9	75	(66)	-87.8%	75
TRANSPORT SAFETY AND COMPLIANC		-	-	-	-	-	-	-		-
PROVINCIAL TREASURY FMG		1,099	120	120	200	338	1,040	(702)		120
PERFORMANCE MANAGEMENT GRANT		-	-	-	-	-	-	-		-
IDP SUPPORT GRANT		70	-	-	-	-	-	-		-
LOCAL GOVERNMENT GRADUATE INTERNSHIP GRANT		-	-	60	6	30	60	-		60
District Municipality:		-	-	-	-	-	-	-		-
Other grant providers:		4,031	10,645	9,919	368	4,202	5,785	(1,583)	-27.4%	9,919
SUBS. DOW: HIRING OF TOILETS		346	360	700	180	692	692	-		700
CONTRIBUTION TO PRIVATE LAND O		828	1,350	700	7	694	694	-		700
UPGRADE OF RURAL ROADS: CERES		218	393	-	-	-	-	-		-
UPGRADE OF RURAL ROADS: DE NOVO		-	4,120	4,120	-	416	-	416	#DIV/0!	4,120
DWAF & TCTA CONTRIBUTION		2,639	4,399	4,399	181	2,399	4,399	(2,000)	-45.5%	4,399
PUBLIC CONTRIBUTIONS		-	23	-	-	-	-	-		-
Total operating expenditure of Transfers and Grants:		225,238	238,527	235,977	1,002	230,120	232,763	(2,613)	-1.1%	235,977
Capital expenditure of Transfers and Grants										
National Government:		-	-	-	-	-	-	-		-
Provincial Government:		419	1,645	1,031	168	661	1,031	(369)		1,031
Agency: Roads		419	1,645	1,031	168	661	1,031	(369)		1,031
District Municipality:		-	-	-	-	-	-	-		-
Other grant providers:		-	-	-	-	-	-	-		-
Total capital expenditure of Transfers and Grants		419	1,645	1,031	168	661	1,031	(369)		1,031
TOTAL EXPENDITURE OF TRANSFERS AND GRANTS		225,657	240,172	237,008	1,170	230,781	233,793	(2,982)	-1.3%	237,008

Expenditure against the provincial grants is still very low. Management is fully aware of the fact that the transfers should be utilised and are committed to ensure that the funds are spend to prevent roll-overs. A large payment was made against the Financial Management Grant and expenditure planned for this particular grant is in line with the relevant process / business plans.

2.4.3 Grant Receipts

DC2 Cape Winelands DM - Supporting Table SC6 Monthly Budget Statement - transfers and grant receipts - Q4 Fourth Quarter

Description	Ref	2015/16	Budget Year 2016/17							
		Audited Outcome	Original Budget	Adjusted Budget	Monthly actual	YearTD actual	YearTD budget	YTD variance	YTD variance %	Full Year Forecast
R thousands										
RECEIPTS:										
Operating Transfers and Grants										
National Government:		219,523	225,803	225,803	-	225,783	225,803	(20)	0.0%	225,803
Local Government Equitable Share		6,172	4,090	4,090	-	4,070	4,090	(20)	-0.5%	4,090
Electricity Demand Side Management		-	-	-	-	-	-	-	-	-
Finance Management		1,250	1,250	1,250	-	1,250	1,250	-	-	1,250
Municipal Systems Improvement		263	-	-	-	-	-	-	-	-
EPWP Incentive		1,000	1,000	1,000	-	1,000	1,000	-	-	1,000
RSC Levy Replacement	3	210,834	216,780	216,780	-	216,780	216,780	-	-	216,780
Rural Roads Asset Management System	4	4	2,683	2,683	-	2,683	2,683	-	-	2,683
Provincial Government:		1,683	195	3,142	220	1,863	3,142	(1,279)		3,142
CWDM INTEGRATED TRANSPORT PLAN		466	-	799	220	220	799	(579)	-72.5%	799
COMMUNITY DEVELOPMENT WORKERS		49	75	118	-	75	118	(43)	-	118
PROVINCIAL TREASURY FMG		1,099	120	1,862	-	1,507	1,862	(354)	-19.0%	1,862
PERFORMANCE MANAGEMENT GRANT		-	-	236	-	-	236	(236)	-100.0%	236
IDP SUPPORT GRANT		70	-	67	-	-	67	(67)	-100.0%	67
LOCAL GOVERNMENT GRADUATE INTERNSHIP GRANT		-	-	60	-	60	60	-	-	60
District Municipality:		-	-	-	-	-	-	-		-
Other grant providers:		4,031	10,645	9,862	180	5,419	9,862	(4,443)	-45.1%	9,862
SUBS. DOW: HIRING OF TOILETS		346	360	700	180	692	700	(8)	-	700
CONTRIBUTION TO PRIVATE LAND O		828	1,350	250	-	195	250	(55)	-22.2%	250
UPGRADE OF RURAL ROADS: CERES		218	393	393	-	34	393	(359)	-91.4%	393
UPGRADE OF RURAL ROADS: DE NOVO		-	4,120	4,120	-	3,404	4,120	(716)	-17.4%	4,120
DWAF & TCTA CONTRIBUTION		2,639	4,399	4,399	-	1,095	4,399	(3,304)	-	4,399
PUBLIC CONTRIBUTIONS		-	23	-	-	-	-	-	-	-
Total Operating Transfers and Grants	5	225,238	236,643	238,807	400	233,065	238,807	(5,742)	-2.4%	238,807
Capital Transfers and Grants										
National Government:		-	-	-	-	-	-	-		-
Provincial Government:		419	1,645	1,031	-	147	227	(80)		1,031
Agency: Roads		419	1,645	1,031	-	147	227	(80)	-	1,031
District Municipality:		-	-	-	-	-	-	-		-
Other grant providers:		-	-	-	-	-	-	-		-
Total Capital Transfers and Grants	5	419	1,645	1,031	-	147	227	(80)		1,031
TOTAL RECEIPTS OF TRANSFERS & GRANTS	5	225,657	238,288	239,837	400	233,212	239,034	(5,822)	-2.4%	239,837

Transfers received up until 31 March 2017 is well within the budgeted expectations of the Municipality.

2.5 COUNCILLOR, BOARD MEMBER ALLOWANCES AND EMPLOYEE BENEFITS

DC2 Cape Winelands DM - Supporting Table SC8 Monthly Budget Statement - councillor and staff benefits - Q4 Fourth Quarter

Summary of Employee and Councillor remuneration	Ref	2015/16	Budget Year 2016/17							
		Audited Outcome	Original Budget	Adjusted Budget	Monthly actual	YearTD actual	YearTD budget	YTD variance	YTD variance %	Full Year Forecast
R thousands		A	B	C						D
Councillors (Political Office Bearers plus Other)										
Basic Salaries and Wages		7,653	7,860	7,851	524	7,094	7,851	(757)	-10%	-
Pension and UIF Contributions		555	211	35	2	39	35	5	14%	-
Medical Aid Contributions		220	388	60	4	60	60	1	2%	-
Motor Vehicle Allowance		1,804	330	397	36	382	397	(15)	-4%	-
Cellphone Allowance		391	78	72	6	71	72	(1)	-2%	-
Housing Allowances		156	32	326	35	326	326	(0)	0%	-
Other benefits and allowances		-	2,212	2,186	153	2,081	2,186	(105)	-5%	-
Sub Total - Councillors		10,779	11,111	10,926	760	10,053	10,926	(873)	-8%	-
% increase	4		3.1%	1.4%						
Senior Managers of the Municipality										
Basic Salaries and Wages		990	1,092	1,080	82	982	1,080	(98)	-9%	-
Pension and UIF Contributions		2,450	3,446	3,145	260	3,166	3,145	21	1%	-
Medical Aid Contributions		516	204	267	13	158	267	(109)	-41%	-
Overtime		-	-	-	-	-	-	-	-	-
Performance Bonus		-	-	-	-	-	-	-	-	-
Motor Vehicle Allowance		480	212	203	12	205	203	2	1%	-
Cellphone Allowance		10	254	254	21	254	254	(0)	0%	-
Housing Allowances		220	236	234	26	308	234	74	32%	-
Other benefits and allowances		669	2,186	2,145	169	2,021	2,145	(124)	-6%	-
Payments in lieu of leave		-	-	-	-	-	-	-	-	-
Long service awards		-	-	-	-	-	-	-	-	-
Post-retirement benefit obligations	2	-	-	-	-	-	-	-	-	-
Sub Total - Senior Managers of Municipality		5,336	7,630	7,328	582	7,095	7,328	(233)	-3%	-
% increase	4		43.0%	37.3%						
Other Municipal Staff										
Basic Salaries and Wages		5,485	7,607	7,196	642	6,798	7,196	(398)	-6%	-
Pension and UIF Contributions		20,476	25,312	25,566	1,940	24,072	25,566	(1,494)	-6%	-
Medical Aid Contributions		14,753	29,411	29,282	2,232	27,121	29,282	(2,161)	-7%	-
Overtime		75,750	1,940	1,848	189	1,740	1,848	(108)	-6%	-
Performance Bonus		25	46	46	4	43	46	(3)	-7%	-
Motor Vehicle Allowance		2,246	12,552	10,283	703	11,034	10,283	751	7%	-
Cellphone Allowance		438	21,540	20,734	1,659	21,344	20,734	610	3%	-
Housing Allowances		1,407	3,127	3,020	431	4,686	3,020	1,666	55%	-
Other benefits and allowances		10,117	54,107	52,175	3,977	48,584	52,175	(3,592)	-7%	-
Payments in lieu of leave		8,097	4,206	5,758	1,096	5,542	5,758	(217)	-4%	-
Long service awards		7,055	8,686	8,519	604	7,312	8,519	(1,207)	-14%	-
Post-retirement benefit obligations	2	4,371	12,649	12,545	153	3,117	12,545	(9,428)	-75%	-
Sub Total - Other Municipal Staff		150,219	181,183	176,972	13,628	161,393	176,972	(15,580)	-9%	-
% increase	4		20.6%	17.8%						
Total Parent Municipality		166,334	199,924	195,227	14,970	178,541	195,227	(16,686)	-9%	-
TOTAL SALARY, ALLOWANCES & BENEFITS		166,334	199,924	195,227	14,970	178,541	195,227	(16,686)	-9%	-
% increase	4		20.2%	17.4%						
TOTAL MANAGERS AND STAFF		155,554	188,813	184,301	14,210	168,488	184,301	(15,813)	-9%	-

Provision for leave, provision for bonuses and actuarial valuations will only be processed at year-end. These expenses normally have a significant impact on the salary budget.

2.6 MATERIAL VARIANCES TO THE SERVICE DELIVERY AND BUDGET IMPLEMENTATION PLAN

Both the capital and operating expenditure levels did not reach the desired percentage as forecasted by management. Internal controls have already been put into place to fast track the SCM process to make sure that the expenditure during the first and second quarter are increased.

The Budget and Treasury Office has adopted a more oversight role to control the budget and has introduced early warning systems; hence the operating expenditure level increased from 85% to 89% and capital expenditure level increased from 43% to 91% from the 2015/2016 to 2016/2017 financial year. In addition, various provisions relating to leave, post-employment benefits, accruals and payables that is estimated at R10 million will be processed during July 2017 that might increase the operating expenditure level for the 2016/2017 financial year to 91%.

2.7 MUNICIPAL MANAGER'S QUALITY CERTIFICATE

See next page.